



ENAPART



93 S Railroad Avenue Unit C
Bergenfield NJ 07621 USA
www.enapart.com
sales@enapart.com



Via del Canneto 35,
Borgosatollo, Brescia - Italia
www.enapart.it
vendite@enapart.it



Barbaros Mah. Ihlamur Bul. Aĝaoĝlu
My Newwork No:3/15 Ataşehir / İstanbul
www.enapart.net
satis@enapart.net



PRIVADA 10 B SUR #3908 COL.
ANZUREZ, C.P. 72530, PUEBLA, PUE
www.enapart.com.mx
sales@enapart.com.mx



Friedrich-Ebert-Anlage 36, 60325
Frankfurt am Main, Germany
www.enapart.de
anfrage@enapart.de



4 boulevard Carnot, 95400
villiers-le-bel, Paris, France
www.enapart.fr
sales@enapart.fr



65049, ОДЕСА, ВУЛИЦЯ ІВАНА
ФРАНКА, БУДИНОК 55, ПОВЕРХ 3
www.enapart.com.ua
sales@enapart.com.ua



MUNICIPIUL BUCUREȘTI, SECTOR 3,
B-DUL BASARABIA, NR.250, CORP P+5
www.enapart.ro
sales@enapart.ro



〒584-0023 大阪府富田林市若松町
東2丁目2番16号
www.enapart.co.jp
sales@enapart.co.jp



PLAZA NUESTRA SEÑORA DE LAS
NIEVES 12 ,LOCAL ,50012,ZARAGOZA
www.enapart.es
ventas@enapart.es



Складова база „Онгъл“, Склад А2, п.к.
4006, гр. Пловдив, България
www.enapart.bg
sales@enapart.bg



3 Austin Mews, High Street, Hemel
Hempstead, HP1 3AF , United Kingdom
www.enapart.co.uk
sales@enapart.co.uk



Ckd

Enapart always strives to provide the competitive prices and timings of supplies for its customers. We sell only original equipment and spare parts, although we are not always the official distributor or manufacturer's dealer. All displayed trademarks and part numbers are the property of their respective owners.

BRAND'S PRODUCTS

Product	Description
1126-16C-F	Specific product details not available
4F310E-10-TP-DC24V	valve
4F610-20-L-AC110V	Solenoid Valve
4F710-25-L-DC24V	VALVE
5100-4C	Float-Type Drain Discharger
AB21-01-3-A-AC110V	Solenoid valve
ABP-12-GSB	PRESSURE MULTIPLIER-REGULATOR
ADK11-15A-02E-DC24V	Solenoid Valve
ADK12-20A-03M-DC24V	Pilot Kick 2-Port Solenoid Valve
AP11-15A-02HA-AC200V	CKD 2/2- Ventil, NC Rc 1/2", 200 VAC
APE-8T	PRESSURE SWITCH
APK11-15A-03A-AC100V	working voltage is 90 – 110 AC volts.
APK11-15A-03A-AC110V	working voltage is 100 – 120 AC volts.
CHV2-20	Compact Hand Valve
M3000-Mantle-Assy	CKD Filter element
F3000-10-W-F	Wartungseinheit
F3000-KIT	REPLACEMENT KIT
F3000-W-BOWL-GUARD	BOWL GUARD ONLY
F4000-10G-W-F	compressed air filter
F4000-W-BOWL	Replacement Bowl for F4000 Series Air Filters
F4000-W-BOWL-GUARD	Protection basket for containers
FA731-ELEMENT	FILTER ELEMENT
GAG432-4-0-B2G-AC110V	3/2-Way Solenoid Control Valve
2063925	valve
HMF-25CS	CKD Parallelgreifer Drm. 12mm, Hub 50 mm
J202-445-SM	motor 200VAC, 50 / 60Hz, 1 U / min, entgeg. clockwise
J202-750 oem	J202-750 CKD MOTOR 200VAC 1
J204-037	Motor
PMOA00C02	Motor



Product	Description
JSC3-TC-100B-225-HL38424	CYLINDER
PKA-04-27	Pilot Valve
PV5G-8-FG-D-1-N-A06	Solenoid valve coil AC 100V 50/60Hz
PVS-50A-210-4N-AC110V	valve
QEV2-10	SHUTTLE VALF
RCC2-FB-32-35-L-TOH-D	Cylinder
SC-20A	Speed controller SC series large caliber type
SC3R-15	SPEED CONTROLLER
SL-20A	SILENCER
SLW-10A	SILENCER
SW-T2H5	cylinder switch
W4000-15-W-F	Combination Filter Regulator
SL-25A	Silencer
PDV3-40A-RC-N2C-AC220V	Filter Diaphragm Valve
1003914	Magnetventil
MDC24-3	CKD Miniature cylinder
PV5G-6-FG-S-3	ISO1 5/2-Ventil
RBYA605	wrench set
SCA2-FA-50B-200	Zylinder
PDV3-40A-RC-N2G-DC24V	CKD 2/2 Ventil
4F320E-10-GP-S-FL153558-3	Ventil
AD11-20A-02G-DC24V	CKD 2/2-Medienventil, NC
4GB259-00-B-3-ST	CKD 5/3-Grundplattenventil
C4000-20-W	FRL Unit (Filter-Regulator-Lubricator Unit)
4KA240-60-L-DC24V-ST	EXHAUST VALVE
4F730E-25-GP-DC24V	Ventil
4F710E-25-GP-DC24V	Ventil
4F640E-20-GP-DC24V	Venti
4F630E-20-GP-DC24V	Ventil
4F530E-15-GP-DC24V	Ventil
4F510E-10-GP-DC24V	Solenoid Valve
4F621-20	Solenoid Valve
4F520-15-L-DC24V-ST	Solenoid Valve
4F640-15-L-DC24V-ST	Solenoid Valve
SVB1A-40A-02H-DC24	Ventil
AG41-02-2-02H-DC24V	Solenoid Valve
4F511-15-K2-FL376866	Master valve
4F620-15-L-DC24V-ST	Solenoid Valve
R3100-10-W	CKD Druckregler mit Bypass



Product	Description
ABP-12-G	Pneumatic air booster
AB41-03-7-B2G-AG220V	Medienventil, NC
PPD3-R10N6B+PPD3-KHS	PRESSURE SWITCH
G5-9D-8-P10	PRESSURE GAUGE
G59D-8-P04	PRESSURE GAUGE
JSC3-63K	CKD Dichtsatz zu JSC3
1126-12C-FMG	Air filter
1138-8C-FMG (5?M)	AIR FILTER
1138-8C-E	Air filter
1138-8-FMG	Air Filter
1138-6C-E	Air Filter
1126-16-FMG (5?M)	AIR FILTER
2215-10CG	REGULATOR
2215-8CG	REGULATOR
2215-8-G	Regulator
F4000-15G-W-F	Air Filter Assembly
L3000-BOWL-M	Lubricator Bowl
F4000-10-W-FM	Air filter
M4000-10-W-F1Q1	Filter
USB3-6-2	Specific product details not available
J205-163-SM	Specific product details not available
SAB1W-25A-0 PCF-2017-0279	CYLINDER VALVE FOR WATER
SD401E-07-W	Super Dryer
ADK11-10A-02C-AC100V	Pilot Kick 2-Port Solenoid Valve
W1000-6-W	Filter Regulator, Standard White Series
W1000-6-W-A10W	Filter Regulator with Pressure Gauge
W1000-6-W-A10WB3W	Filter Regulator with Pressure Gauge and Bracket
W1000-6-W-A6W	Filter Regulator with Pressure Gauge
W1000-6-W-A6WB3W	Filter Regulator with Pressure Gauge and Bracket
W1000-6-W-A8W	Filter Regulator with Pressure Gauge
W1000-6-W-A8WB3W	Filter Regulator with Pressure Gauge and Bracket
W1000-6-W-B3W	Filter Regulator with Bracket
W1000-6-W-F1	Filter Regulator with Auto-Drain
W1000-6-W-F1-A10W	Filter Regulator with Auto-Drain and Pressure Gauge
W1000-6-W-F1-A10WB3W	Filter Regulator with Auto-Drain, Pressure Gauge, and Bracket
W1000-6-W-F1-A6W	Filter Regulator with Auto-Drain and Pressure Gauge
W1000-6-W-F1-A6WB3W	Filter Regulator with Auto-Drain, Pressure Gauge, and Bracket
W1000-6-W-F1-A8W	Filter Regulator with Auto-Drain and Pressure Gauge
W1000-6-W-F1-A8WB3W	Filter Regulator



Product	Description
W1000-6-W-F1-B3W	Filter Regulator
W1000-8-W	Filter Regulator
W1000-8-W-A10W	Filter Regulator
W1000-8-W-A10WB3W	Filter Regulator
W1000-8-W-A6W	Filter Regulator
W1000-8-W-A6WB3W	Filter Regulator
W1000-8-W-A8W	Filter Regulator
W1000-8-W-A8WB3W	Filter Regulator
W1000-8-W-B3W	Filter Regulator
W1000-8-W-F1T8	Filter Regulator
W1000-8-W-F1T8-A10W	Filter Regulator
W1000-8-W-F1T8-A10WB3W	Filter Regulator
W1000-8-W-F1T8-A10WB3WG40P	Filter Regulator with Pressure Gauge
W1000-8-W-F1T8-A10WB3WG41P	Filter Regulator with Pressure Gauge
W1000-8-W-F1T8-A10WB3WG49P	Filter Regulator with Pressure Gauge
W1000-8-W-F1T8-A10WB3WG50P	Filter Regulator with Pressure Gauge
W1000-8-W-F1T8-A10WB3WG52P	Filter Regulator with Pressure Gauge
W1000-8-W-F1T8-A10WB3WG59P	Filter Regulator with Pressure Gauge
W1000-8-W-F1T8-A10WG40P	Filter Regulator with Pressure Gauge
W1000-8-W-F1T8-A10WG41P	Filter Regulator with Pressure Gauge
W1000-8-W-F1T8-A10WG49P	Filter Regulator with Pressure Gauge
W1000-8-W-F1T8-A10WG50P	Filter Regulator with Pressure Gauge
W1000-8-W-F1T8-A10WG52P	Filter Regulator with Pressure Gauge
W1000-8-W-F1T8-A10WG59P	Filter Regulator with Pressure Gauge
W1000-8-W-F1T8-A6W	Filter Regulator
W1000-8-W-F1T8-A6WB3W	Filter Regulator with Bracket
W1000-8-W-F1T8-A6WB3WG40P	Filter Regulator with Pressure Gauge
W1000-8-W-F1T8-A6WB3WG41P	Filter Regulator with Pressure Gauge
W1000-8-W-F1T8-A6WB3WG49P	Filter Regulator with Pressure Gauge
W1000-8-W-F1T8-A6WB3WG50P	Filter Regulator with Pressure Gauge



Product	Description
W1000-8-W-F1T8-A6WB3WG52P	Filter Regulator with Pressure Gauge
W1000-8-W-F1T8-A6WB3WG59P	Filter Regulator with Pressure Gauge
W1000-8-W-F1T8-A6WG40P	Filter Regulator with Pressure Gauge
W1000-8-W-F1T8-A6WG41P	Filter Regulator with Pressure Gauge
W1000-8-W-F1T8-A6WG49P	Filter Regulator with Pressure Gauge
W1000-8-W-F1T8-A6WG50P	Filter Regulator with Pressure Gauge
W1000-8-W-F1T8-A6WG52P	Filter Regulator with Pressure Gauge
W1000-8-W-F1T8-A6WG59P	Filter Regulator with Pressure Gauge
W1000-8-W-F1T8-A8W	Filter Regulator
W1000-8-W-F1T8-A8WB3W	Filter Regulator with Bracket
W1000-8-W-F1T8-A8WB3WG40P	Filter Regulator with Pressure Gauge and Bracket
W1000-8-W-F1T8-A8WB3WG41P	Filter Regulator with Pressure Gauge and Bracket
W1000-8-W-F1T8-A8WB3WG49P	Filter Regulator with Pressure Gauge and Bracket
W1000-8-W-F1T8-A8WB3WG50P	Filter Regulator with Pressure Gauge and Bracket
W1000-8-W-F1T8-A8WB3WG52P	Filter Regulator with Pressure Gauge and Bracket
W1000-8-W-F1T8-A8WB3WG59P	Filter Regulator with Pressure Gauge and Bracket
W1000-8-W-F1T8-A8WG40P	Filter Regulator with Pressure Gauge
W1000-8-W-F1T8-A8WG41P	Filter Regulator with Pressure Gauge
W1000-8-W-F1T8-A8WG49P	Filter Regulator with Pressure Gauge
W1000-8-W-F1T8-A8WG50P	Filter Regulator with Pressure Gauge
W1000-8-W-F1T8-A8WG52P	Filter Regulator with Pressure Gauge
W1000-8-W-F1T8-A8WG59P	Filter Regulator with Pressure Gauge
W1000-8-W-F1T8-B3W	Filter Regulator with Bracket
W1000-8-W-F1T8-B3WG40P	Filter Regulator with Pressure Gauge and Bracket
W1000-8-W-F1T8-B3WG41P	Filter Regulator with Pressure Gauge and Bracket
W1000-8-W-F1T8-B3WG49P	Filter Regulator with Pressure Gauge and Bracket



Product	Description
W1000-8-W-F1T8-B3WG50P	Filter Regulator with Pressure Gauge and Bracket
W1000-8-W-F1T8-B3WG52P	Filter Regulator with Pressure Gauge and Bracket
W1000-8-W-F1T8-B3WG59P	Filter Regulator with Pressure Gauge and Bracket
W1000-8-W-F1T8-BWG40P	Filter Regulator with Pressure Gauge and Bracket
W1000-8-W-F1T8-BWG41P	Filter Regulator with Pressure Gauge and Bracket
W1000-8-W-F1T8-BWG49P	Filter Regulator with Pressure Gauge and Bracket
W1000-8-W-F1T8-BWG50P	Filter Regulator with Pressure Gauge and C-shaped Bracket
W1000-8-W-F1T8-BWG52P	Filter Regulator with Pressure Gauge and C-shaped Bracket
W1000-8-W-F1T8-BWG59P	Filter Regulator with Pressure Gauge and C-shaped Bracket
W1000-8-W-F1T8-G40P	Filter Regulator with Pressure Gauge
W1000-8-W-F1T8-G41P	Filter Regulator with Pressure Gauge
W1000-8-W-F1T8-G49P	Filter Regulator with Pressure Gauge
W1000-8-W-F1T8-G50P	Filter Regulator with Pressure Gauge
W1000-8-W-F1T8-G52P	Filter Regulator with Pressure Gauge
W1000-8-W-F1T8-G59P	Filter Regulator with Pressure Gauge
W2000-8-W	Filter Regulator
W2000-8-W-F1	Filter Regulator with Auto-Drain
W2000-8-W-F1-A10W	Filter Regulator with Auto-Drain and Piping Adapter
W2000-8-W-F1-A10WB3W	Filter Regulator with Auto-Drain, Piping Adapter, and L-Shaped Bracket
W2000-8-W-F1-B3W	Filter Regulator with Auto-Drain and L-Shaped Bracket
W2000-8-W-F1T8	Filter Regulator with Auto-Drain and Pressure Gauge Port
W2000-8-W-F1T8-A10W	Filter Regulator with Auto-Drain and Rc3/8 Piping Adapter
W2000-8-W-F1T8-A10WB3W	Filter Regulator with Auto-Drain, Rc3/8 Piping Adapter, and L-Shaped Bracket
W2000-8-W-F1T8-A10WB3WG40P	Filter Regulator with Auto-Drain, Rc3/8 Piping Adapter, L-Shaped Bracket, and Pressure Gauge
W2000-8-W-F1T8-A10WB3WG41P	Filter Regulator with Auto-Drain, Rc3/8 Piping Adapter, L-Shaped Bracket, and G41D-8-P10 Pressure Gauge
W2000-8-W-F1T8-A10WB3WG49P	Filter Regulator with Auto-Drain, Rc3/8 Piping Adapter, L-Shaped Bracket, and G49D-8-P10 Pressure Gauge
W2000-8-W-F1T8-A10WB3WG52P	Filter Regulator with Auto-Drain, Rc3/8 Piping Adapter, L-Shaped Bracket, and G52D-8-P10 Pressure Gauge



Product	Description
W2000-8-W-F1T8-A10WG40P	Filter Regulator with Auto-Drain, Rc3/8 Piping Adapter, and G40D-8-P10 Pressure Gauge
W2000-8-W-F1T8-A10WG41P	Filter Regulator with Auto-Drain, Rc3/8 Piping Adapter, and G41D-8-P10 Pressure Gauge
W2000-8-W-F1T8-A10WG49P	Filter Regulator with Auto-Drain, Rc3/8 Piping Adapter, and G49D-8-P10 Pressure Gauge
W2000-8-W-F1T8-A10WG52P	Filter Regulator with Auto-Drain, Rc3/8 Piping Adapter, and G52D-8-P10 Pressure Gauge
W2000-8-W-F1T8-B3W	Filter Regulator with Auto-Drain and L-Shaped Bracket
W2000-8-W-F1T8-B3WG40P	Filter Regulator with Auto-Drain, L-Shaped Bracket, and G40D-8-P10 Pressure Gauge
W2000-8-W-F1T8-B3WG41P	Filter Regulator with Auto-Drain, L-Shaped Bracket, and G41D-8-P10 Pressure Gauge
W2000-8-W-F1T8-B3WG49P	Filter Regulator with Auto-Drain, L-Shaped Bracket, and G49D-8-P10 Pressure Gauge
W2000-8-W-F1T8-B3WG52P	Filter Regulator with Auto-Drain, L-Shaped Bracket, and G52D-8-P10 Pressure Gauge
W2000-8-W-F1T8-G40P	Filter Regulator with Auto-Drain and G40D-8-P10 Pressure Gauge
W2000-8-W-F1T8-G41P	Filter Regulator with Auto-Drain and G41D-8-P10 Pressure Gauge
W2000-8-W-F1T8-G49P	Filter Regulator with Auto-Drain and G49D-8-P10 Pressure Gauge
W2000-8-W-F1T8-G52P	Filter Regulator with Auto-Drain and G52D-8-P10 Pressure Gauge
W2000-10-W	REGULATOR FILTER + MANOMET
W2000-10-W-A10W	Filter Regulator with Rc3/8 Piping Adapter
W2000-10-W-A10WB3W	Filter Regulator with Rc3/8 Piping Adapter and L-Shaped Bracket
W2000-10-W-B3W	Filter Regulator with L-Shaped Bracket
W2000-10-W-F1T8-A10W	Automatic drain regulator filter
W2000-10-W-F1T8-A10WB3W	Filter Regulator with Auto-Drain, Rc3/8 Piping Adapter, L-Shaped Bracket, and Pressure Gauge
W2000-10-W-F1T8-A10WB3WG40P	Filter Regulator with Auto-Drain, Rc3/8 Piping Adapter, L-Shaped Bracket, and G40D-8-P10 Pressure Gauge
W2000-10-W-F1T8-A10WB3WG41P	Filter Regulator with Auto-Drain, Rc3/8 Piping Adapter, L-Shaped Bracket, and G41D-8-P10 Pressure Gauge
W2000-10-W-F1T8-A10WB3WG49P	Filter Regulator with Auto-Drain, Rc3/8 Piping Adapter, L-Shaped Bracket, and G49D-8-P10 Pressure Gauge
W2000-10-W-F1T8-A10WB3WG52P	Filter Regulator with Auto-Drain, Rc3/8 Piping Adapter, L-Shaped Bracket, and G52D-8-P10 Pressure Gauge
W2000-10-W-F1T8-A10WG40P	Filter Regulator with Auto-Drain, Rc3/8 Piping Adapter, and G40D-8-P10 Pressure Gauge
W2000-10-W-F1T8-A10WG41P	Filter Regulator with Auto-Drain, Rc3/8 Piping Adapter, and G41D-8-P10 Pressure Gauge
W2000-10-W-F1T8-A10WG49P	Filter Regulator with Auto-Drain, Rc3/8 Piping Adapter, and G49D-8-P10 Pressure Gauge



Product	Description
W2000-10-W-F1T8-A10WG52P	Filter Regulator with Auto-Drain, Rc3/8 Piping Adapter, and G52D-8-P10 Pressure Gauge
W2000-10-W-F1T8-B3W	
W2000-10-W-F1T8-B3WG40P	Filter Regulator with Auto-Drain, L-Shaped Bracket, and G40D-8-P10 Pressure Gauge
W2000-10-W-F1T8-B3WG41P	Filter Regulator with Auto-Drain, L-Shaped Bracket, and G41D-8-P10 Pressure Gauge
W2000-10-W-F1T8-B3WG49P	Filter Regulator with Auto-Drain, L-Shaped Bracket, and G49D-8-P10 Pressure Gauge
W2000-10-W-F1T8-B3WG52P	Filter Regulator with Auto-Drain, L-Shaped Bracket, and G52D-8-P10 Pressure Gauge
W2000-10-W-F1T8-G40P	Filter Regulator with Auto-Drain and G40D-8-P10 Pressure Gauge
W2000-10-W-F1T8-G41P	Filter Regulator with Auto-Drain and G41D-8-P10 Pressure Gauge
W2000-10-W-F1T8-G49P	Filter Regulator with Auto-Drain and G49D-8-P10 Pressure Gauge
W2000-10-W-F1T8-G52P	Filter Regulator with Auto-Drain and G52D-8-P10 Pressure Gauge
W2000-10-W-T8	Filter Regulator with Manual Drain
W2000-10-W-T8-A10W	Filter Regulator with Manual Drain and Rc3/8 Piping Adapter
W2000-10-W-T8-A10WB3W	Filter Regulator with Manual Drain, Rc3/8 Piping Adapter, and L-Shaped Bracket
W2000-10-W-T8-A10WB3WG40P	Filter Regulator with Manual Drain, Rc3/8 Piping Adapter, L-Shaped Bracket, and G40D-8-P10 Pressure Gauge
W2000-10-W-T8-A10WB3WG41P	Filter Regulator with Manual Drain, Rc3/8 Piping Adapter, L-Shaped Bracket, and G41D-8-P10 Pressure Gauge
W2000-10-W-T8-A10WB3WG49P	Filter Regulator with Manual Drain, Rc3/8 Piping Adapter, L-Shaped Bracket, and G49D-8-P10 Pressure Gauge
W2000-10-W-T8-A10WB3WG52P	Filter Regulator with Manual Drain, Rc3/8 Piping Adapter, L-Shaped Bracket, and G52D-8-P10 Pressure Gauge
W2000-10-W-T8-A10WG40P	Filter Regulator with Manual Drain, Rc3/8 Piping Adapter, and G40D-8-P10 Pressure Gauge
W2000-10-W-T8-A10WG41P	Filter Regulator with Manual Drain, Rc3/8 Piping Adapter, and G41D-8-P10 Pressure Gauge
W2000-10-W-T8-A10WG49P	Filter Regulator with Manual Drain, Rc3/8 Piping Adapter, and G49D-8-P10 Pressure Gauge
W2000-10-W-T8-A10WG52P	Filter Regulator with Manual Drain, Rc3/8 Piping Adapter, and G52D-8-P10 Pressure Gauge
W2000-10-W-T8-B3W	Filter Regulator with Manual Drain and L-Shaped Bracket
W2000-10-W-T8-B3WG40P	Filter Regulator with Manual Drain, L-Shaped Bracket, and G40D-8-P10 Pressure Gauge
W2000-10-W-T8-B3WG41P	Filter Regulator with Manual Drain, L-Shaped Bracket, and G41D-8-P10 Pressure Gauge
W2000-10-W-T8-B3WG49P	Filter Regulator with Manual Drain, L-Shaped Bracket, and G49D-8-P10 Pressure Gauge
W2000-10-W-T8-B3WG52P	Filter Regulator with Manual Drain, L-Shaped Bracket, and G52D-8-P10 Pressure Gauge



Product	Description
W2000-10-W-T8-G40P	Filter Regulator with Manual Drain and G40D-8-P10 Pressure Gauge
W2000-10-W-T8-G41P	Filter Regulator with Manual Drain and G41D-8-P10 Pressure Gauge
W2000-10-W-T8-G49P	Filter Regulator with Manual Drain and G49D-8-P10 Pressure Gauge
W2000-10-W-T8-G52P	Filter Regulator with Manual Drain and G52D-8-P10 Pressure Gauge
W3000-8-W-A10W	Filter Regulator with Rc3/8 Piping Adapter
W3000-8-W-A10WB3W	Filter Regulator with Rc3/8 Piping Adapter and L-Shaped Bracket
W3000-8-W-F-A10W	Filter Regulator with Auto-Drain and Rc3/8 Piping Adapter
W3000-8-W-F-A10WB3W	Filter Regulator with Auto-Drain, Rc3/8 Piping Adapter, and L-Shaped Bracket
W3000-8-W-F-B3W	Filter Regulator with Auto-Drain and L-Shaped Bracket
W3000-8-W-F-BW	Filter Regulator with Auto-Drain and C-Shaped Bracket
W3000-8-W-FT8	Filter Regulator with Auto-Drain and Manual Drain Cock
W3000-8-W-FT8-A10W	Filter Regulator with Auto-Drain and Rc3/8 Piping Adapter
W3000-8-W-FT8-A10WB3W	Filter Regulator with Auto-Drain, Rc3/8 Piping Adapter, and L-Shaped Bracket
W3000-8-W-FT8-A10WB3WG40P	Filter Regulator with Auto-Drain, Rc3/8 Piping Adapter, L-Shaped Bracket, and G40D-8-P10 Pressure Gauge
W3000-8-W-FT8-A10WB3WG41P	Filter Regulator with Auto-Drain, Rc3/8 Piping Adapter, L-Shaped Bracket, and G41D-8-P10 Pressure Gauge
W3000-8-W-FT8-A10WB3WG49P	Filter Regulator with Auto-Drain, Rc3/8 Piping Adapter, L-Shaped Bracket, and G49D-8-P10 Pressure Gauge
W3000-8-W-FT8-A10WB3WG50P	Filter Regulator with Auto-Drain, Rc3/8 Piping Adapter, L-Shaped Bracket, and G50D-8-P10 Pressure Gauge
W3000-8-W-FT8-A10WB3WG52P	Filter Regulator with Auto-Drain, Rc3/8 Piping Adapter, L-Shaped Bracket, and G52D-8-P10 Pressure Gauge
W3000-8-W-FT8-A10WB3WG59P	Filter Regulator with Auto-Drain, Rc3/8 Piping Adapter, L-Shaped Bracket, and G59D-8-P10 Pressure Gauge
W3000-8-W-FT8-A10WG40P	Filter Regulator with Auto-Drain, Rc3/8 Piping Adapter, and G40D-8-P10 Pressure Gauge
W3000-8-W-FT8-A10WG41P	Filter Regulator with Auto-Drain, Rc3/8 Piping Adapter, and G41D-8-P10 Pressure Gauge
W3000-8-W-FT8-A10WG49P	Filter Regulator with Auto-Drain, Rc3/8 Piping Adapter, and G49D-8-P10 Pressure Gauge
W3000-8-W-FT8-A10WG50P	Filter Regulator with Auto-Drain, Rc3/8 Piping Adapter, and G50D-8-P10 Pressure Gauge
W3000-8-W-FT8-A10WG52P	Filter Regulator with Auto-Drain, Rc3/8 Piping Adapter, and G52D-8-P10 Pressure Gauge
W3000-8-W-FT8-A10WG59P	Filter Regulator with Auto-Drain, Rc3/8 Piping Adapter, and G59D-8-P10 Pressure Gauge
W3000-8-W-FT8-B3W	Filter Regulator with Auto-Drain and L-Shaped Bracket
W3000-8-W-FT8-B3WG40P	Filter Regulator with Auto-Drain, L-Shaped Bracket, and G40D-8-P10 Pressure Gauge
W3000-8-W-FT8-B3WG41P	Filter Regulator with Auto-Drain, L-Shaped Bracket, and G41D-8-P10 Pressure Gauge
W3000-8-W-FT8-B3WG49P	Filter Regulator with Auto-Drain, L-Shaped Bracket, and G49D-8-P10 Pressure Gauge
W3000-8-W-FT8-B3WG50P	Filter Regulator with Auto-Drain, L-Shaped Bracket, and G50D-8-P10 Pressure Gauge



Product	Description
W3000-8-W-FT8-B3WG52P	Filter Regulator with Auto-Drain, L-Shaped Bracket, and G52D-8-P10 Pressure Gauge
W3000-8-W-FT8-B3WG59P	Filter Regulator with Auto-Drain, L-Shaped Bracket, and G59D-8-P10 Pressure Gauge
W3000-8-W-FT8-BW	Filter Regulator with Auto-Drain and Bracket
W3000-8-W-FT8-BWG40P	Filter Regulator with Auto-Drain, Bracket, and G40D-8-P10 Pressure Gauge
W3000-8-W-FT8-BWG41P	Filter Regulator with Auto-Drain, Bracket, and G41D-8-P10 Pressure Gauge
W3000-8-W-FT8-BWG49P	Filter Regulator with Auto-Drain, Bracket, and G49D-8-P10 Pressure Gauge
W3000-8-W-FT8-BWG50P	Filter Regulator with Auto-Drain, Bracket, and G50D-8-P10 Pressure Gauge
W3000-8-W-FT8-BWG52P	Filter Regulator with Auto-Drain, Bracket, and G52D-8-P10 Pressure Gauge
W3000-8-W-FT8-BWG59P	Filter Regulator with Auto-Drain, Bracket, and G59D-8-P10 Pressure Gauge
W3000-8-W-FT8-G40P	Filter Regulator with Auto-Drain and G40D-8-P10 Pressure Gauge
W3000-8-W-FT8-G41P	Filter Regulator with Auto-Drain and G41D-8-P10 Pressure Gauge
W3000-8-W-FT8-G49P	Filter Regulator with Auto-Drain and G49D-8-P10 Pressure Gauge
W3000-8-W-FT8-G50P	Filter Regulator with Auto-Drain and G50D-8-P10 Pressure Gauge
W3000-8-W-FT8-G52P	Filter Regulator with Auto-Drain and G52D-8-P10 Pressure Gauge
W3000-8-W-FT8-G59P	Filter Regulator with Auto-Drain and G59D-8-P10 Pressure Gauge
W3000-8-W-T8	Filter Regulator with Manual Drain
W3000-8-W-T8-A10W	Filter Regulator with Manual Drain and Rc3/8 Piping Adapter Set
W3000-8-W-T8-A10WB3W	Filter Regulator with Manual Drain, Rc3/8 Piping Adapter Set, and Bracket
W3000-8-W-T8-A10WB3WG40P	Filter Regulator with Manual Drain, Rc3/8 Piping Adapter Set, Bracket, and G40D-8-P10 Pressure Gauge
W3000-8-W-T8-A10WB3WG41P	Filter Regulator with Manual Drain, Rc3/8 Piping Adapter Set, Bracket, and G41D-8-P10 Pressure Gauge
W3000-8-W-T8-A10WB3WG49P	Filter Regulator with Manual Drain, Rc3/8 Piping Adapter Set, Bracket, and G49D-8-P10 Pressure Gauge
W3000-8-W-T8-A10WB3WG50P	Filter Regulator with Manual Drain, Rc3/8 Piping Adapter Set, Bracket, and G50D-8-P10 Pressure Gauge
W3000-8-W-T8-A10WB3WG52P	Filter Regulator with Manual Drain, Rc3/8 Piping Adapter Set, Bracket, and G52D-8-P10 Pressure Gauge
W3000-8-W-T8-A10WB3WG59P	Filter Regulator with Manual Drain, Rc3/8 Piping Adapter Set, Bracket, and G59D-8-P10 Pressure Gauge
W3000-8-W-T8-A10WG40P	Filter Regulator with Manual Drain and Rc3/8 Piping Adapter Set
W3000-8-W-T8-A10WG41P	Filter Regulator with Manual Drain and Rc3/8 Piping Adapter Set
W3000-8-W-T8-A10WG49P	Filter Regulator with Manual Drain, Rc3/8 Piping Adapter Set, and G49D-8-P10 Pressure Gauge
W3000-8-W-T8-A10WG50P	Filter Regulator with Manual Drain, Rc3/8 Piping Adapter Set, and G50D-8-P10 Pressure Gauge
W3000-8-W-T8-A10WG52P	Filter Regulator with Manual Drain, Rc3/8 Piping Adapter Set, and G52D-8-P10 Pressure Gauge



Product	Description
W3000-8-W-T8-A10WG59P	Filter Regulator with Manual Drain, Rc3/8 Piping Adapter Set, and G59D-8-P10 Pressure Gauge
W3000-8-W-T8-B3W	Filter Regulator with Manual Drain and L-Type Bracket
W3000-8-W-T8-B3WG40P	Filter Regulator with Manual Drain, L-Type Bracket, and G40D-8-P10 Pressure Gauge
W3000-8-W-T8-B3WG41P	Filter Regulator with Manual Drain, L-Type Bracket, and G41D-8-P10 Pressure Gauge
W3000-8-W-T8-B3WG49P	Filter Regulator with Manual Drain, L-Type Bracket, and G49D-8-P10 Pressure Gauge
W3000-8-W-T8-B3WG50P	Filter Regulator with Manual Drain, L-Type Bracket, and G50D-8-P10 Pressure Gauge
W3000-8-W-T8-B3WG52P	Filter Regulator with Manual Drain, L-Type Bracket, and G52D-8-P10 Pressure Gauge
W3000-8-W-T8-B3WG59P	Filter Regulator with Manual Drain, L-Type Bracket, and G59D-8-P10 Pressure Gauge
W3000-8-W-T8-BW	Filter Regulator with Manual Drain and Nylon Bowl
W3000-8-W-T8-BWG40P	Compressed Air Filter Regulator
W3000-8-W-T8-BWG41P	Compressed Air Filter Regulator
W3000-8-W-T8-BWG49P	Compressed Air Filter Regulator
W3000-8-W-T8-BWG50P	Filter Regulator
W3000-8-W-T8-BWG52P	Filter Regulator (Details Not Found)
W3000-8-W-T8-BWG59P	Filter Regulator (Details Not Found)
W3000-8-W-T8-G40P	Filter Regulator with Pressure Gauge
W3000-8-W-T8-G41P	Filter Regulator with Pressure Gauge
W3000-8-W-T8-G49P	Filter Regulator with Pressure Gauge
W3000-8-W-T8-G50P	Filter Regulator with Pressure Gauge
W3000-8-W-T8-G52P	Filter Regulator with Pressure Gauge
W3000-8-W-T8-G59P	Filter Regulator with Pressure Gauge
W3000-10-W	Filter Regulator, Standard White Series
W3000-10-W-A10W	Filter Regulator with 3/8" Piping Adapter Set
W3000-10-W-A10WB3W	Filter Regulator with 3/8" Piping Adapter Set and L-Type Bracket
W3000-10-W-B3W	Filter Regulator with L-Type Bracket
W3000-10-W-BW	Filter Regulator with Bracket
W3000-10-W-FT8	Filter regulator
W3000-10-W-FT8-A10W	Filter Regulator with Auto Drain (NO Type) and 3/8" Piping Adapter Set
W3000-10-W-FT8-A10WB3W	Filter Regulator with Auto Drain, Rc3/8 Piping Adapter Set
W3000-10-W-FT8-A10WB3WG40P	Filter Regulator with Auto Drain, Rc3/8 Piping Adapter Set, and G40D-8-P10 Pressure Gauge



Product	Description
W3000-10-W-FT8-A10WB3WG41P	Filter Regulator with Auto Drain, Rc3/8 Piping Adapter Set, and G41D-8-P10 Pressure Gauge
W3000-10-W-FT8-A10WB3WG49P	Filter Regulator with Auto Drain, Rc3/8 Piping Adapter Set, and G49D-8-P10 Pressure Gauge
W3000-10-W-FT8-A10WB3WG50P	Filter Regulator with Auto Drain, Rc3/8 Piping Adapter Set, and G50D-8-P10 Pressure Gauge
W3000-10-W-FT8-A10WB3WG52P	Filter Regulator with Auto Drain, Rc3/8 Piping Adapter Set, and G52D-8-P10 Pressure Gauge
W3000-10-W-FT8-A10WB3WG59P	Filter Regulator with Auto Drain, Rc3/8 Piping Adapter Set, and G59D-8-P10 Pressure Gauge
W3000-10-W-FT8-A10WG40P	Filter Regulator with Auto Drain, Rc3/8 Piping Adapter Set, and G40D-8-P10 Pressure Gauge
W3000-10-W-FT8-A10WG41P	Filter Regulator with Auto Drain, Rc3/8 Piping Adapter Set, and G41D-8-P10 Pressure Gauge
W3000-10-W-FT8-A10WG49P	Filter Regulator with Auto Drain, Rc3/8 Piping Adapter Set, and G49D-8-P10 Pressure Gauge
W3000-10-W-FT8-A10WG50P	Filter Regulator with Auto Drain, Rc3/8 Piping Adapter Set, and G50D-8-P10 Pressure Gauge
W3000-10-W-FT8-A10WG52P	Filter Regulator with Auto Drain, Rc3/8 Piping Adapter Set, and G52D-8-P10 Pressure Gauge
W3000-10-W-FT8-A10WG59P	Filter Regulator with Auto Drain, Rc3/8 Piping Adapter Set, and G59D-8-P10 Pressure Gauge
W3000-10-W-FT8-B3W	Filter Regulator with Auto Drain and Rc3/8 Piping Adapter Set
W3000-10-W-FT8-B3WG40P	Filter Regulator with Auto Drain, Rc3/8 Piping Adapter Set, and G40D-8-P10 Pressure Gauge
W3000-10-W-FT8-B3WG41P	Filter Regulator with Auto Drain, Rc3/8 Piping Adapter Set, and G41D-8-P10 Pressure Gauge
W3000-10-W-FT8-B3WG49P	Filter Regulator with Auto Drain, Rc3/8 Piping Adapter Set, and G49D-8-P10 Pressure Gauge
W3000-10-W-FT8-B3WG50P	Filter Regulator with Auto Drain, Rc3/8 Piping Adapter Set, and G50D-8-P10 Pressure Gauge
W3000-10-W-FT8-B3WG52P	Filter Regulator with Auto Drain, Rc3/8 Piping Adapter Set, and G52D-8-P10 Pressure Gauge
W3000-10-W-FT8-B3WG59P	Filter Regulator with Auto Drain, Rc3/8 Piping Adapter Set, and G59D-8-P10 Pressure Gauge
W3000-10-W-FT8-BW	Modular Filter
W3000-10-W-FT8-BWG40P	Filter Regulator with Auto Drain, Rc3/8 Piping Adapter Set, and G40D-8-P10 Pressure Gauge
W3000-10-W-FT8-BWG41P	Filter Regulator with Auto Drain and G41D-8-P10 Pressure Gauge
W3000-10-W-FT8-BWG49P	Filter Regulator with Auto Drain and G49D-8-P10 Pressure Gauge
W3000-10-W-FT8-BWG50P	Filter Regulator with Auto Drain and G50D-8-P10 Pressure Gauge
W3000-10-W-FT8-BWG52P	Filter Regulator with Auto Drain and G52D-8-P10 Pressure Gauge
W3000-10-W-FT8-BWG59P	Filter Regulator with Auto Drain and G59D-8-P10 Pressure Gauge
W3000-10-W-FT8-G40P	Filter Regulator with Manual Drain and G40D-8-P10 Pressure Gauge



Product	Description
W3000-10-W-FT8-G41P	Filter Regulator with Manual Drain and G41D-8-P10 Pressure Gauge
W3000-10-W-FT8-G49P	Filter Regulator with Manual Drain and G49D-8-P10 Pressure Gauge
W3000-10-W-FT8-G50P	filter regulator ASSY
W3000-10-W-FT8-G52P	Filter Regulator with Manual Drain and G52D-8-P10 Pressure Gauge
W3000-10-W-FT8-G59P	Filter Regulator with Manual Drain and G59D-8-P10 Pressure Gauge
W4000-8-W-F	Filter Regulator with Auto Drain
W4000-8-W-F-A10W	Filter Regulator with Auto Drain and Rc3/8 Piping Adapter Set
W4000-8-W-F-A10WB3W	Filter Regulator with Auto Drain, Rc3/8 Piping Adapter Set, Bracket, and Polycarbonate Bowl with Guard
W4000-8-W-F-B3W	Filter Regulator with Auto Drain, Bracket, and Polycarbonate Bowl with Guard
W4000-8-W-F-BW	Filter Regulator with Auto Drain and Polycarbonate Bowl with Guard
W4000-8-W-FT8	Filter Regulator with Auto Drain and Polycarbonate Bowl with Guard
W4000-8-W-FT8-A10W	Filter Regulator with Auto Drain, Rc3/8 Piping Adapter Set, and Polycarbonate Bowl with Guard
W4000-8-W-FT8-A10WB3W	Filter Regulator with Auto Drain, Rc3/8 Piping Adapter Set, Bracket, and Polycarbonate Bowl with Guard
W4000-8-W-FT8-A10WB3WG40P	Filter Regulator with Auto Drain, Rc3/8 Piping Adapter Set, Bracket, and G40D-8-P10 Pressure Gauge
W4000-8-W-FT8-A10WB3WG41P	Filter Regulator with Auto Drain, Rc3/8 Piping Adapter Set, Bracket, and G41D-8-P10 Pressure Gauge
W4000-8-W-FT8-A10WB3WG49P	Filter Regulator with Auto Drain, Rc3/8 Piping Adapter Set, Bracket, and G49D-8-P10 Pressure Gauge
W4000-8-W-FT8-A10WB3WG50P	Filter Regulator with Auto Drain, Rc3/8 Piping Adapter Set, Bracket, and G50D-8-P10 Pressure Gauge
W4000-8-W-FT8-A10WB3WG52P	Filter Regulator with Auto Drain, Rc3/8 Piping Adapter Set, Bracket, and G52D-8-P10 Pressure Gauge
W4000-8-W-FT8-A10WB3WG59P	Filter Regulator with Auto Drain, Rc3/8 Piping Adapter Set, Bracket, and G59D-8-P10 Pressure Gauge
W4000-8-W-FT8-A10WG40P	Filter Regulator with Auto Drain, Rc3/8 Piping Adapter Set, and G40D-8-P10 Pressure Gauge
W4000-8-W-FT8-A10WG41P	Filter Regulator with Auto Drain, Rc3/8 Piping Adapter Set, and G41D-8-P10 Pressure Gauge
W4000-8-W-FT8-A10WG49P	Filter Regulator with Auto Drain, Rc3/8 Piping Adapter Set, and G49D-8-P10 Pressure Gauge
W4000-8-W-FT8-A10WG50P	Filter Regulator with Auto Drain, Rc3/8 Piping Adapter Set, and G50D-8-P10 Pressure Gauge
W4000-8-W-FT8-A10WG52P	Filter Regulator with Auto Drain, Rc3/8 Piping Adapter Set, and G52D-8-P10 Pressure Gauge
W4000-8-W-FT8-A10WG59P	Filter Regulator with Auto Drain, Rc3/8 Piping Adapter Set, and G59D-8-P10 Pressure Gauge
W4000-8-W-FT8-B3W	Filter Regulator with Auto Drain, Rc3/8 Piping Adapter Set, and G50D-8-P10 Pressure Gauge
W4000-8-W-FT8-B3WG40P	Filter Regulator with Auto Drain, Rc3/8 Piping Adapter Set, and G52D-8-P10 Pressure Gauge
W4000-8-W-FT8-B3WG41P	Filter Regulator with Auto Drain, Rc3/8 Piping Adapter Set, and G59D-8-P10 Pressure Gauge



Product	Description
W4000-8-W-FT8-B3WG49P	Filter Regulator with Auto Drain, L-Bracket, and G49D-8-P10 Pressure Gauge
W4000-8-W-FT8-B3WG50P	Filter Regulator with Auto Drain, L-Bracket, and G50D-8-P10 Pressure Gauge
W4000-8-W-FT8-B3WG52P	Filter Regulator with Auto Drain, L-Bracket, and G52D-8-P10 Pressure Gauge
W4000-8-W-FT8-B3WG59P	Filter Regulator with Auto Drain, L-Bracket, and G59D-8-P10 Pressure Gauge
W4000-8-W-FT8-BW	Filter Regulator with Auto Drain and Polycarbonate Bowl with Guard
W4000-8-W-FT8-BWG40P	Filter Regulator with Auto Drain, Polycarbonate Bowl with Guard, and G40D-8-P10 Pressure Gauge
W4000-8-W-FT8-BWG41P	Filter Regulator with Auto Drain, Polycarbonate Bowl with Guard, and G41D-8-P10 Pressure Gauge
W4000-8-W-FT8-BWG49P	Filter Regulator with Auto Drain, Polycarbonate Bowl with Guard, and G49D-8-P10 Pressure Gauge
W4000-8-W-FT8-BWG50P	Filter Regulator with Auto Drain, Polycarbonate Bowl with Guard, and G50D-8-P10 Pressure Gauge
W4000-8-W-FT8-BWG52P	Filter Regulator with Auto Drain, Polycarbonate Bowl with Guard, and G52D-8-P10 Pressure Gauge
W4000-8-W-FT8-BWG59P	Filter Regulator with Auto Drain, Polycarbonate Bowl with Guard, and G59D-8-P10 Pressure Gauge
W4000-8-W-FT8-G40P	Filter Regulator with Auto Drain and G40D-8-P10 Pressure Gauge
W4000-8-W-FT8-G41P	Filter Regulator with Auto Drain and G41D-8-P10 Pressure Gauge
W4000-8-W-FT8-G49P	Filter Regulator with Auto Drain and G49D-8-P10 Pressure Gauge
W4000-8-W-FT8-G50P	Filter Regulator with Auto Drain and G50D-8-P10 Pressure Gauge
W4000-8-W-FT8-G52P	Filter Regulator with Auto Drain and G52D-8-P10 Pressure Gauge
W4000-8-W-FT8-G59P	Filter Regulator with Auto Drain and G59D-8-P10 Pressure Gauge
W4000-8-W-T8	Filter Regulator with Manual Drain and Polycarbonate Bowl with Guard
W4000-8-W-T8-A10W	Filter Regulator with Manual Drain, Rc3/8 Piping Adapter Set
W4000-8-W-T8-A10WB3W	Filter Regulator with Manual Drain, Rc3/8 Piping Adapter Set, and Mounting Bracket
W4000-8-W-T8-A10WB3WG40P	Filter Regulator with Manual Drain, Rc3/8 Piping Adapter Set, Mounting Bracket, and G40D-8-P10 Pressure Gauge
W4000-8-W-T8-A10WB3WG41P	Filter Regulator with Manual Drain, Rc3/8 Piping Adapter Set, Mounting Bracket, and G41D-8-P10 Pressure Gauge
W4000-8-W-T8-A10WB3WG49P	Filter Regulator with Manual Drain, Rc3/8 Piping Adapter Set, Mounting Bracket, and G49D-8-P10 Pressure Gauge
W4000-8-W-T8-A10WB3WG50P	Filter Regulator with Manual Drain, Rc3/8 Piping Adapter Set, Mounting Bracket, and G50D-8-P10 Pressure Gauge
W4000-8-W-T8-A10WB3WG52P	Filter Regulator with Manual Drain, Rc3/8 Piping Adapter Set, Mounting Bracket, and G52D-8-P10 Pressure Gauge
W4000-8-W-T8-A10WB3WG59P	Filter Regulator with Manual Drain, Rc3/8 Piping Adapter Set, Mounting Bracket, and G59D-8-P10 Pressure Gauge
W4000-8-W-T8-A10WG40P	Filter Regulator with Manual Drain, Rc3/8 Piping Adapter Set, and G40D-8-P10 Pressure Gauge
W4000-8-W-T8-A10WG41P	Filter Regulator with Manual Drain, Rc3/8 Piping Adapter Set, and G41D-8-P10 Pressure Gauge
W4000-8-W-T8-A10WG49P	Filter Regulator with Manual Drain, Rc3/8 Piping Adapter Set, and G49D-8-P10 Pressure Gauge



Product	Description
W4000-8-W-T8-A10WG50P	Filter Regulator with Manual Drain, Rc3/8 Piping Adapter Set, and G50D-8-P10 Pressure Gauge
W4000-8-W-T8-A10WG52P	Filter Regulator with Manual Drain, Rc3/8 Piping Adapter Set, and G52D-8-P10 Pressure Gauge
W4000-8-W-T8-A10WG59P	Filter Regulator with Manual Drain, Rc3/8 Piping Adapter Set, and G59D-8-P10 Pressure Gauge
W4000-8-W-T8-B3W	Filter Regulator with Manual Drain and Mounting Bracket
W4000-8-W-T8-B3WG40P	Filter Regulator with Manual Drain, Mounting Bracket, and G40D-8-P10 Pressure Gauge
W4000-8-W-T8-B3WG41P	Filter Regulator with Manual Drain, Mounting Bracket, and G41D-8-P10 Pressure Gauge
W4000-8-W-T8-B3WG49P	Filter Regulator with Manual Drain, Mounting Bracket, and G49D-8-P10 Pressure Gauge
W4000-8-W-T8-B3WG50P	Filter Regulator with Manual Drain, Mounting Bracket, and G50D-8-P10 Pressure Gauge
W4000-8-W-T8-B3WG52P	Filter Regulator with Manual Drain, Mounting Bracket, and G52D-8-P10 Pressure Gauge
W4000-8-W-T8-B3WG59P	Filter Regulator with Manual Drain, Mounting Bracket, and G59D-8-P10 Pressure Gauge
W4000-8-W-T8-BW	Filter Regulator with Manual Drain and Mounting Bracket
W4000-8-W-T8-BWG40P	Filter Regulator with Manual Drain, Mounting Bracket, and G40D-8-P10 Pressure Gauge
W4000-8-W-T8-BWG41P	Filter Regulator with Manual Drain, Mounting Bracket, and G41D-8-P10 Pressure Gauge
W4000-8-W-T8-BWG49P	Filter Regulator with Manual Drain, Mounting Bracket, and G49D-8-P10 Pressure Gauge
W4000-8-W-T8-BWG50P	Filter Regulator with Manual Drain, Mounting Bracket, and G50D-8-P10 Pressure Gauge
W4000-8-W-T8-BWG52P	Filter Regulator with Manual Drain, Mounting Bracket, and G52D-8-P10 Pressure Gauge
W4000-8-W-T8-BWG59P	Filter Regulator with Manual Drain, Mounting Bracket, and G59D-8-P10 Pressure Gauge
W4000-8-W-T8-G40P	Filter Regulator with Manual Drain and G40D-8-P10 Pressure Gauge
W4000-8-W-T8-G41P	Filter Regulator with Manual Drain and G41D-8-P10 Pressure Gauge
W4000-8-W-T8-G49P	Filter Regulator with Manual Drain and G49D-8-P10 Pressure Gauge
W4000-8-W-T8-G50P	Filter Regulator with Manual Drain and G50D-8-P10 Pressure Gauge
W4000-8-W-T8-G52P	Filter Regulator with Manual Drain and G52D-8-P10 Pressure Gauge
W4000-8-W-T8-G59P	Filter Regulator with Manual Drain and G59D-8-P10 Pressure Gauge
W4000-10-W	Filter Regulator with Manual Drain
W4000-10-W-A10W	Filter Regulator with Auto Drain and Rc3/8 Piping Adapter Set
W4000-10-W-A10WB3W	Filter Regulator with Auto Drain, Mounting Bracket, and Rc3/8 Piping Adapter Set
W4000-10-W-BW	Filter Regulator with Manual Drain and Mounting Bracket
W4000-10-W-F	Filter Regulator with Auto Drain
W4000-10-W-F-A10W	Filter Regulator with Auto Drain and Rc3/8 Piping Adapter Set
W4000-10-W-F-A10WB3W	Filter Regulator with Auto Drain, Mounting Bracket, and Rc3/8 Piping Adapter Set
W4000-10-W-F-B3W	Filter Regulator with Auto Drain, Mounting Bracket, and Rc3/8 Piping Adapter Set



Product	Description
W4000-10-W-F-BW	Filter Regulator with Auto Drain and Mounting Bracket
W4000-10-W-FT8-A10W	Filter Regulator with Manual Drain, Rc1/2 Port Size, and Auto Drain
W4000-10-W-FT8-A10WB3W	Filter Regulator with Manual Drain, Rc1/2 Port Size, Auto Drain, and Mounting Bracket
W4000-10-W-FT8-A10WB3WG40P	Filter Regulator with Auto Drain, Mounting Bracket, Rc3/8 Piping Adapter Set, and G40D-8-P10 Pressure Gauge
W4000-10-W-FT8-A10WB3WG41P	Filter Regulator with Auto Drain, Mounting Bracket, Rc3/8 Piping Adapter Set, and G41D-8-P10 Pressure Gauge
W4000-10-W-FT8-A10WB3WG49P	Filter Regulator with Auto Drain, Mounting Bracket, Rc3/8 Piping Adapter Set, and G49D-8-P10 Pressure Gauge
W4000-10-W-FT8-A10WB3WG50P	Filter Regulator with Auto Drain, Mounting Bracket, Rc3/8 Piping Adapter Set, and G50D-8-P10 Pressure Gauge
W4000-10-W-FT8-A10WB3WG52P	Filter Regulator with Auto Drain, Mounting Bracket, Rc3/8 Piping Adapter Set, and G52D-8-P10 Pressure Gauge
W4000-10-W-FT8-A10WB3WG59P	Filter Regulator with Auto Drain, Mounting Bracket, Rc3/8 Piping Adapter Set, and G59D-8-P10 Pressure Gauge
W4000-10-W-FT8-A10WG40P	Filter Regulator with Auto Drain, Rc1/2 Port Size, and G40D-8-P10 Pressure Gauge
W4000-10-W-FT8-A10WG41P	Filter Regulator with Auto Drain, Rc1/2 Port Size, and G41D-8-P10 Pressure Gauge
W4000-10-W-FT8-A10WG49P	Filter Regulator with Auto Drain, Rc1/2 Port Size, and G49D-8-P10 Pressure Gauge
W4000-10-W-FT8-A10WG50P	Filter Regulator with Auto Drain, Rc1/2 Port Size, and G50D-8-P10 Pressure Gauge
W4000-10-W-FT8-A10WG52P	Filter Regulator with Auto Drain, Rc1/2 Port Size, and G52D-8-P10 Pressure Gauge
W4000-10-W-FT8-A10WG59P	Filter Regulator with Auto Drain, Rc1/2 Port Size, and G59D-8-P10 Pressure Gauge
W4000-10-W-FT8-B3W	Filter Regulator with Auto Drain and Mounting Bracket
W4000-10-W-FT8-B3WG40P	Filter Regulator with Auto Drain, Mounting Bracket, and G40D-8-P10 Pressure Gauge
W4000-10-W-FT8-B3WG41P	Filter Regulator with Auto Drain, Mounting Bracket, and G41D-8-P10 Pressure Gauge
W4000-10-W-FT8-B3WG49P	Filter Regulator with Auto Drain, Mounting Bracket, and G49D-8-P10 Pressure Gauge
W4000-10-W-FT8-B3WG50P	Filter Regulator with Auto Drain, Mounting Bracket, and G50D-8-P10 Pressure Gauge
W4000-10-W-FT8-B3WG52P	Filter Regulator with Auto Drain, Mounting Bracket, and G52D-8-P10 Pressure Gauge
W4000-10-W-FT8-B3WG59P	Filter Regulator with Auto Drain, Mounting Bracket, and G59D-8-P10 Pressure Gauge
W4000-10-W-FT8-BW	Filter Regulator with Auto Drain
W4000-10-W-FT8-BWG40P	Filter Regulator with Auto Drain and G40D-8-P10 Pressure Gauge
W4000-10-W-FT8-BWG41P	Filter Regulator with Auto Drain and G41D-8-P10 Pressure Gauge
W4000-10-W-FT8-BWG49P	Filter Regulator with Auto Drain and G49D-8-P10 Pressure Gauge



Product	Description
W4000-10-W-FT8-BWG50P	Filter Regulator with Auto Drain and G50D-8-P10 Pressure Gauge
W4000-10-W-FT8-BWG52P	Filter Regulator with Auto Drain and G52D-8-P10 Pressure Gauge
W4000-10-W-FT8-BWG59P	Filter Regulator with Auto Drain and G59D-8-P10 Pressure Gauge
W4000-10-W-FT8-G40P	Filter Regulator with Auto Drain and G40D-8-P10 Pressure Gauge
W4000-10-W-FT8-G41P	Filter Regulator with Auto Drain and G41D-8-P10 Pressure Gauge
W4000-10-W-FT8-G49P	Filter Regulator with Auto Drain and G49D-8-P10 Pressure Gauge
W4000-10-W-FT8-G50P	Filter Regulator with Auto Drain and G50D-8-P10 Pressure Gauge
W4000-10-W-FT8-G52P	Filter Regulator with Auto Drain and G52D-8-P10 Pressure Gauge
W4000-10-W-FT8-G59P	Filter Regulator with Auto Drain and G59D-8-P10 Pressure Gauge
W4000-10-W-T8	Filter Regulator with Manual Drain
W4000-10-W-T8-A10W	Filter Regulator with Manual Drain and Rc3/8 Piping Adapter Set
W4000-10-W-T8-A10WB3W	Filter Regulator with Manual Drain, Rc3/8 Piping Adapter Set, and Mounting Bracket
W4000-10-W-T8-A10WB3WG40P	Filter Regulator with Manual Drain, Rc3/8 Piping Adapter Set, Mounting Bracket, and G40D-8-P10 Pressure Gauge
W4000-10-W-T8-A10WB3WG41P	Filter Regulator with Manual Drain, Rc3/8 Piping Adapter Set, Mounting Bracket, and G41D-8-P10 Pressure Gauge
W4000-10-W-T8-A10WB3WG49P	Filter Regulator with Manual Drain, Rc3/8 Piping Adapter Set, Mounting Bracket, and G49D-8-P10 Pressure Gauge
W4000-10-W-T8-A10WB3WG50P	Filter Regulator with Manual Drain, Rc3/8 Piping Adapter Set, Mounting Bracket, and G50D-8-P10 Pressure Gauge
W4000-10-W-T8-A10WB3WG52P	Filter Regulator with Manual Drain, Rc3/8 Piping Adapter Set, Mounting Bracket, and G52D-8-P10 Pressure Gauge
W4000-10-W-T8-A10WB3WG59P	Filter Regulator with Manual Drain, Rc3/8 Piping Adapter Set, Mounting Bracket, and G59D-8-P10 Pressure Gauge
W4000-10-W-T8-A10WG40P	Filter Regulator with Manual Drain, Rc3/8 Piping Adapter Set, and G40D-8-P10 Pressure Gauge
W4000-10-W-T8-A10WG41P	Filter Regulator with Manual Drain, Rc3/8 Piping Adapter Set, and G41D-8-P10 Pressure Gauge
W4000-10-W-T8-A10WG49P	Filter Regulator with Manual Drain, Rc3/8 Piping Adapter Set, and G49D-8-P10 Pressure Gauge
W4000-10-W-T8-A10WG50P	Filter Regulator with Manual Drain, Rc3/8 Piping Adapter Set, and G50D-8-P10 Pressure Gauge
W4000-10-W-T8-A10WG52P	Filter Regulator with Manual Drain, Rc3/8 Piping Adapter Set, and G52D-8-P10 Pressure Gauge
W4000-10-W-T8-A10WG59P	Filter Regulator with Manual Drain, Rc3/8 Piping Adapter Set, and G59D-8-P10 Pressure Gauge
W4000-10-W-T8-B3W	Filter Regulator with Manual Drain and Mounting Bracket
W4000-10-W-T8-B3WG40P	Filter Regulator with Manual Drain, Rc3/8 Piping Adapter Set, and G52D-8-P10 Pressure Gauge



Product	Description
W4000-10-W-T8-B3WG41P	Filter Regulator with Manual Drain, Rc3/8 Piping Adapter Set, and G59D-8-P10 Pressure Gauge
W4000-10-W-T8-B3WG49P	Filter Regulator with Manual Drain and Mounting Bracket
W4000-10-W-T8-B3WG50P	Filter Regulator with Manual Drain, Mounting Bracket, and G50D-8-P10 Pressure Gauge
W4000-10-W-T8-B3WG52P	Filter Regulator with Manual Drain, Mounting Bracket, and G52D-8-P10 Pressure Gauge
W4000-10-W-T8-B3WG59P	Filter Regulator with Manual Drain, Mounting Bracket, and G59D-8-P10 Pressure Gauge
W4000-10-W-T8-BW	Filter Regulator with Manual Drain
W4000-10-W-T8-BWG40P	Filter Regulator with Manual Drain, Mounting Bracket, and G40D-8-P10 Pressure Gauge
W4000-10-W-T8-BWG41P	Filter Regulator with Manual Drain, Mounting Bracket, and G41D-8-P10 Pressure Gauge
W4000-10-W-T8-BWG49P	Filter Regulator with Manual Drain, Mounting Bracket, and G49D-8-P10 Pressure Gauge
W4000-10-W-T8-BWG50P	Filter Regulator with Manual Drain, Mounting Bracket, and G50D-8-P10 Pressure Gauge
W4000-10-W-T8-BWG52P	Filter Regulator with Manual Drain, Mounting Bracket, and G52D-8-P10 Pressure Gauge
W4000-10-W-T8-BWG59P	Filter Regulator with Manual Drain, Mounting Bracket, and G59D-8-P10 Pressure Gauge
W4000-10-W-T8-G40P	Filter Regulator with Manual Drain and G40D-8-P10 Pressure Gauge
W4000-10-W-T8-G41P	Filter Regulator with Manual Drain and G41D-8-P10 Pressure Gauge
W4000-10-W-T8-G49P	Filter Regulator with Manual Drain and G49D-8-P10 Pressure Gauge
W4000-10-W-T8-G50P	Filter Regulator with Manual Drain and G50D-8-P10 Pressure Gauge
W4000-10-W-T8-G52P	Filter Regulator with Manual Drain and G52D-8-P10 Pressure Gauge
W4000-10-W-T8-G59P	Filter Regulator with Manual Drain and G59D-8-P10 Pressure Gauge
W4000-15-W-T8	Filter Regulator with Manual Drain
W4000-15-W-T8-A10W	Filter Regulator with Manual Drain and Rc3/8 Piping Adapter Set
W4000-15-W-T8-A10WB3W	Filter Regulator with Manual Drain, Rc3/8 Piping Adapter Set, and Mounting Bracket
W4000-15-W-T8-A10WB3WG40P	Filter Regulator with Manual Drain, Rc3/8 Piping Adapter Set, Mounting Bracket, and G40D-8-P10 Pressure Gauge
W4000-15-W-T8-A10WB3WG41P	Filter Regulator with Manual Drain, Rc3/8 Piping Adapter Set, Mounting Bracket, and G41D-8-P10 Pressure Gauge
W4000-15-W-T8-A10WB3WG49P	Filter Regulator with Manual Drain, Rc3/8 Piping Adapter Set, Mounting Bracket, and G49D-8-P10 Pressure Gauge
W4000-15-W-T8-A10WB3WG50P	Filter Regulator with Manual Drain, Rc3/8 Piping Adapter Set, Mounting Bracket, and G50D-8-P10 Pressure Gauge
W4000-15-W-T8-A10WB3WG52P	Filter Regulator with Manual Drain, Rc3/8 Piping Adapter Set, Mounting Bracket, and G52D-8-P10 Pressure Gauge
W4000-15-W-T8-A10WB3WG59P	Filter Regulator with Manual Drain, Rc3/8 Piping Adapter Set, Mounting Bracket, and G59D-8-P10 Pressure Gauge
W4000-15-W-T8-A10WG40P	Filter Regulator with Manual Drain, Rc3/8 Piping Adapter Set, and G40D-8-P10 Pressure Gauge
W4000-15-W-T8-A10WG41P	Filter Regulator with Manual Drain, Rc3/8 Piping Adapter Set, and G41D-8-P10 Pressure Gauge



Product	Description
W4000-15-W-T8-A10WG49P	Filter Regulator with Manual Drain, Rc3/8 Piping Adapter Set, and G49D-8-P10 Pressure Gauge
W4000-15-W-T8-A10WG50P	Filter Regulator with Manual Drain, Rc3/8 Piping Adapter Set, and G50D-8-P10 Pressure Gauge
W4000-15-W-T8-A10WG52P	Filter Regulator with Manual Drain, Rc3/8 Piping Adapter Set, and G52D-8-P10 Pressure Gauge
W4000-15-W-T8-A10WG59P	Filter Regulator with Manual Drain, Rc3/8 Piping Adapter Set, and G59D-8-P10 Pressure Gauge
W4000-15-W-T8-B3W	Filter Regulator with Manual Drain and Mounting Bracket
W4000-15-W-T8-B3WG40P	Filter Regulator with Manual Drain, Mounting Bracket, and G40D-8-P10 Pressure Gauge
W4000-15-W-T8-B3WG41P	Filter Regulator with Manual Drain, Mounting Bracket, and G41D-8-P10 Pressure Gauge
W4000-15-W-T8-B3WG49P	Filter Regulator with Manual Drain, Mounting Bracket, and G49D-8-P10 Pressure Gauge
W4000-15-W-T8-B3WG50P	Filter Regulator with Manual Drain, Mounting Bracket, and G50D-8-P10 Pressure Gauge
W4000-15-W-T8-B3WG52P	Filter Regulator with Manual Drain, Mounting Bracket, and G52D-8-P10 Pressure Gauge
W4000-15-W-T8-B3WG59P	Filter Regulator with Manual Drain, Mounting Bracket, and G59D-8-P10 Pressure Gauge
W4000-15-W-T8-BW	Filter Regulator with Manual Drain
W4000-15-W-T8-BWG40P	Filter Regulator with Manual Drain and G40D-8-P10 Pressure Gauge
W4000-15-W-T8-BWG41P	Filter Regulator with Manual Drain and G41D-8-P10 Pressure Gauge
W4000-15-W-T8-BWG49P	Filter Regulator with Manual Drain and G49D-8-P10 Pressure Gauge
W4000-15-W-T8-BWG50P	Filter Regulator with Manual Drain and G50D-8-P10 Pressure Gauge
W4000-15-W-T8-BWG52P	Filter Regulator with Manual Drain and G52D-8-P10 Pressure Gauge
W4000-15-W-T8-BWG59P	Filter Regulator with Manual Drain and G59D-8-P10 Pressure Gauge
W4000-15-W-T8-G40P	Filter Regulator with Manual Drain and G40D-8-P10 Pressure Gauge
W4000-15-W-T8-G41P	Filter Regulator with Manual Drain and G41D-8-P10 Pressure Gauge
W4000-15-W-T8-G49P	Filter Regulator with Manual Drain and G49D-8-P10 Pressure Gauge
W4000-15-W-T8-G50P	Modular Standard Filter Regulator
W4000-15-W-T8-G52P	Modular Standard Filter Regulator
W4000-15-W-T8-G59P	Modular Standard Filter Regulator
W8000-20-W	Filter Regulator, Standard White Series, Rc 3/4" Port
W8000-20-W-A20W	Filter Regulator with Rc 3/4" Piping Adapter Set
W8000-20-W-A25W	Filter Regulator with Rc 1" Piping Adapter Set
W8000-20-W-A32W	Filter Regulator with Rc 1-1/4" Piping Adapter Set
W8000-20-W-BW	Filter Regulator with C-Type Bracket
W8000-20-W-F	Filter Regulator with Auto Drain (NO Type)
W8000-20-W-F-A20W	Filter Regulator with Auto Drain (NO Type) and Rc 3/4" Piping Adapter Set
W8000-20-W-F-A25W	Modular Standard Filter Regulator



Product	Description
W8000-20-W-F-A32W	Modular Standard Filter Regulator
W8000-20-W-F-BW	Modular Standard Filter Regulator
W8000-20-W-FT8	Modular Standard Filter Regulator
W8000-20-W-FT8-A20W	Modular Standard Filter Regulator
W8000-20-W-FT8-A20WG40P	Modular Standard Filter Regulator
W8000-20-W-FT8-A20WG41P	Modular Standard Filter Regulator
W8000-20-W-FT8-A20WG49P	Modular Standard Filter Regulator
W8000-20-W-FT8-A20WG50P	Modular Standard Filter Regulator
W8000-20-W-FT8-A20WG52P	Modular Standard Filter Regulator
W8000-20-W-FT8-A20WG59P	Modular Standard Filter Regulator
W8000-20-W-FT8-A25W	Modular Standard Filter Regulator
W8000-20-W-FT8-A25WG40P	Modular Standard Filter Regulator
W8000-20-W-FT8-A25WG41P	Modular Standard Filter Regulator
W8000-20-W-FT8-A25WG49P	Modular Standard Filter Regulator
W8000-20-W-FT8-A25WG50P	Modular Standard Filter Regulator
W8000-20-W-FT8-A25WG52P	Modular Standard Filter Regulator
W8000-20-W-FT8-A25WG59P	Modular Standard Filter Regulator
W8000-20-W-FT8-A32W	Modular Standard Filter Regulator
W8000-20-W-FT8-A32WG40P	Modular Standard Filter Regulator
W8000-20-W-FT8-A32WG41P	Modular Standard Filter Regulator
W8000-20-W-FT8-A32WG49P	Modular Standard Filter Regulator
W8000-20-W-FT8-A32WG50P	Modular Standard Filter Regulator
W8000-20-W-FT8-A32WG52P	Modular Standard Filter Regulator
W8000-20-W-FT8-A32WG59P	Modular Standard Filter Regulator
W8000-20-W-FT8-BW	Modular Standard Filter Regulator
W8000-20-W-FT8-BWG40P	Modular Standard Filter Regulator



Product	Description
W8000-20-W-FT8-BWG41P	Modular Standard Filter Regulator
W8000-20-W-FT8-BWG49P	Modular Standard Filter Regulator
W8000-20-W-FT8-BWG50P	Modular Standard Filter Regulator
W8000-20-W-FT8-BWG52P	Modular Standard Filter Regulator
W8000-20-W-FT8-BWG59P	Modular Standard Filter Regulator
W8000-20-W-FT8-G40P	Modular Standard Filter Regulator
W8000-20-W-FT8-G41P	Modular Standard Filter Regulator
W8000-20-W-FT8-G49P	Modular Standard Filter Regulator
W8000-20-W-FT8-G50P	Modular Standard Filter Regulator
W8000-20-W-FT8-G52P	Modular Standard Filter Regulator
W8000-20-W-FT8-G59P	Modular Standard Filter Regulator
W8000-20-W-T8	Modular Standard Filter Regulator
W8000-20-W-T8-A20W	Modular Standard Filter Regulator
W8000-20-W-T8-A20WG40P	Modular Standard Filter Regulator
W8000-20-W-T8-A20WG41P	Modular Standard Filter Regulator
W8000-20-W-T8-A20WG49P	Modular Standard Filter Regulator
W8000-20-W-T8-A20WG50P	Modular Standard Filter Regulator
W8000-20-W-T8-A20WG52P	Modular Standard Filter Regulator
W8000-20-W-T8-A20WG59P	Modular Standard Filter Regulator
W8000-20-W-T8-A25W	Modular Standard Filter Regulator
W8000-20-W-T8-A25WG40P	Modular Standard Filter Regulator
W8000-20-W-T8-A25WG41P	Modular Standard Filter Regulator
W8000-20-W-T8-A25WG49P	Modular Standard Filter Regulator
W8000-20-W-T8-A25WG50P	Modular Standard Filter Regulator
W8000-20-W-T8-A25WG52P	Modular Standard Filter Regulator
W8000-20-W-T8-A25WG59P	Modular Standard Filter Regulator



Product	Description
W8000-20-W-T8-A32W	Modular Standard Filter Regulator
W8000-20-W-T8-A32WG40P	Modular Standard Filter Regulator
W8000-20-W-T8-A32WG41P	Modular Standard Filter Regulator
W8000-20-W-T8-A32WG49P	Modular Standard Filter Regulator
W8000-20-W-T8-A32WG50P	Modular Standard Filter Regulator
W8000-20-W-T8-A32WG52P	Modular Standard Filter Regulator
W8000-20-W-T8-A32WG59P	Modular Standard Filter Regulator
W8000-20-W-T8-BW	Modular Standard Filter Regulator
W8000-20-W-T8-BWG40P	Modular Standard Filter Regulator
W8000-20-W-T8-BWG41P	Modular Standard Filter Regulator
W8000-20-W-T8-BWG49P	Modular Standard Filter Regulator
W8000-20-W-T8-BWG50P	Modular Standard Filter Regulator
W8000-20-W-T8-BWG52P	Modular Standard Filter Regulator
W8000-20-W-T8-BWG59P	Modular Standard Filter Regulator
W8000-20-W-T8-G40P	Modular Standard Filter Regulator
W8000-20-W-T8-G41P	Modular Standard Filter Regulator
W8000-20-W-T8-G49P	Modular Standard Filter Regulator
W8000-20-W-T8-G50P	Modular Standard Filter Regulator
W8000-20-W-T8-G52P	Modular Standard Filter Regulator
W8000-20-W-T8-G59P	Modular Standard Filter Regulator
W8000-25-W	Modular Standard Filter Regulator
W8000-25-W-A20W	Modular Standard Filter Regulator
W8000-25-W-A25W	Modular Standard Filter Regulator
W8000-25-W-A32W	Modular Standard Filter Regulator
W8000-25-W-BW	Filter Regulator with Manual Drain
W8000-25-W-F	Filter Regulator with Auto Drain
W8000-25-W-F-A20W	Filter Regulator with Auto Drain and Rc3/4 Piping Adapter Set
W8000-25-W-F-A25W	Filter Regulator with Auto Drain and Rc1¼ Piping Adapter Set
W8000-25-W-F-A32W	Filter Regulator with Auto Drain and Rc1½ Piping Adapter Set
W8000-25-W-F-BW	Filter Regulator with Auto Drain and Mounting Bracket
W8000-25-W-FT8	Filter Regulator with Auto Drain and Pressure Gauge Port
W8000-25-W-FT8-A20W	Filter Regulator with Auto Drain, Pressure Gauge Port, and Rc3/4 Piping Adapter Set
W8000-25-W-FT8-A20WG40P	Filter Regulator with Auto Drain, Pressure Gauge, and Rc3/4 Piping Adapter Set




Product	Description
W8000-25-W-FT8-A20WG41P	Filter Regulator with Auto Drain, Pressure Gauge, and Rc3/4 Piping Adapter Set
W8000-25-W-FT8-A20WG49P	Filter Regulator with Auto Drain, Pressure Gauge, and Rc3/4 Piping Adapter Set
W8000-25-W-FT8-A20WG50P	Filter Regulator with Auto Drain, Pressure Gauge, and Rc3/4 Piping Adapter Set
W8000-25-W-FT8-A20WG52P	Filter Regulator with Auto Drain, Pressure Gauge, and Rc3/4 Piping Adapter Set
W8000-25-W-FT8-A20WG59P	Filter Regulator with Auto Drain, Pressure Gauge, and Rc3/4 Piping Adapter Set
W8000-25-W-FT8-A25W	Filter Regulator with Auto Drain and Rc1¼ Piping Adapter Set
W8000-25-W-FT8-A25WG40P	Filter Regulator with Auto Drain, Pressure Gauge, and Rc1¼ Piping Adapter Set
W8000-25-W-FT8-A25WG41P	Filter Regulator with Auto Drain, Pressure Gauge, and Rc1¼ Piping Adapter Set
W8000-25-W-FT8-A25WG49P	Filter Regulator with Auto Drain, Pressure Gauge, and Rc1¼ Piping Adapter Set
W8000-25-W-FT8-A25WG50P	Filter Regulator with Auto Drain, Pressure Gauge, and Rc1¼ Piping Adapter Set
W8000-25-W-FT8-A25WG52P	Filter Regulator with Auto Drain, Pressure Gauge, and Rc1¼ Piping Adapter Set
W8000-25-W-FT8-A25WG59P	Filter Regulator with Auto Drain, Pressure Gauge, and Rc1¼ Piping Adapter Set
W8000-25-W-FT8-A32W	Filter Regulator with Auto Drain and Rc1¼ Piping Adapter Set
W8000-25-W-FT8-A32WG40P	Filter Regulator with Auto Drain, Pressure Gauge, and Rc1¼ Piping Adapter Set
W8000-25-W-FT8-A32WG41P	Filter Regulator with Auto Drain, Pressure Gauge, and Rc1¼ Piping Adapter Set
W8000-25-W-FT8-A32WG49P	Filter Regulator with Auto Drain, Pressure Gauge, and Rc1¼ Piping Adapter Set
W8000-25-W-FT8-A32WG50P	Filter Regulator with Auto Drain, Pressure Gauge, and Rc1¼ Piping Adapter Set
W8000-25-W-FT8-A32WG52P	Filter Regulator with Auto Drain, Pressure Gauge, and Rc1¼ Piping Adapter Set
W8000-25-W-FT8-A32WG59P	Filter Regulator with Auto Drain, Pressure Gauge, and Rc1¼ Piping Adapter Set
W8000-25-W-FT8-BW	Filter Regulator with Auto Drain and Rc1¼ Piping Adapter Set
W8000-25-W-FT8-BWG40P	Filter Regulator with Auto Drain, Pressure Gauge, and Rc1¼ Piping Adapter Set
W8000-25-W-FT8-BWG41P	Filter Regulator with Auto Drain, Pressure Gauge, and Rc1¼ Piping Adapter Set
W8000-25-W-FT8-BWG49P	Filter Regulator with Auto Drain, Pressure Gauge, and Rc1¼ Piping Adapter Set
W8000-25-W-FT8-BWG50P	Filter Regulator with Auto Drain, Pressure Gauge, and Rc1¼ Piping Adapter Set
W8000-25-W-FT8-BWG52P	Filter Regulator with Auto Drain, Pressure Gauge, and Rc1¼ Piping Adapter Set



Product	Description
W8000-25-W-FT8-BWG59P	Filter Regulator with Auto Drain, Pressure Gauge, and Rc1¼ Piping Adapter Set
W8000-25-W-FT8-G40P	Filter Regulator with Auto Drain, Pressure Gauge, and Rc1 Piping Adapter Set
W8000-25-W-FT8-G41P	Filter Regulator with Auto Drain and Pressure Gauge
W8000-25-W-FT8-G49P	Filter Regulator with Auto Drain and Pressure Gauge
W8000-25-W-FT8-G50P	Filter Regulator with Auto Drain and Pressure Gauge
W8000-25-W-FT8-G52P	Filter Regulator with Auto Drain and Pressure Gauge
W8000-25-W-FT8-G59P	Filter Regulator with Auto Drain and Pressure Gauge
W8000-25-W-T8	Filter Regulator with Manual Drain
W8000-25-W-T8-A20W	Filter Regulator with Manual Drain and Rc1¼ Piping Adapter Set
W8000-25-W-T8-A20WG40P	Filter Regulator with Manual Drain, Pressure Gauge, and Rc1¼ Piping Adapter Set
W8000-25-W-T8-A20WG41P	Filter Regulator with Manual Drain, Pressure Gauge, and Rc1¼ Piping Adapter Set
W8000-25-W-T8-A20WG49P	Filter Regulator with Manual Drain, Pressure Gauge, and Rc1¼ Piping Adapter Set
W8000-25-W-T8-A20WG50P	Filter Regulator with Manual Drain, Pressure Gauge, and Rc1¼ Piping Adapter Set
W8000-25-W-T8-A20WG52P	Filter Regulator with Manual Drain, Pressure Gauge, and Rc1¼ Piping Adapter Set
W8000-25-W-T8-A20WG59P	Filter Regulator with Manual Drain, Pressure Gauge, and Rc1¼ Piping Adapter Set
W8000-25-W-T8-A25W	Filter Regulator with Manual Drain and Rc1¼ Piping Adapter Set
W8000-25-W-T8-A25WG40P	Filter Regulator with Manual Drain, Pressure Gauge, and Rc1¼ Piping Adapter Set
W8000-25-W-T8-A25WG41P	Filter Regulator with Manual Drain, Pressure Gauge, and Rc1¼ Piping Adapter Set
W8000-25-W-T8-A25WG49P	Filter Regulator with Manual Drain, Pressure Gauge, and Rc1¼ Piping Adapter Set
W8000-25-W-T8-A25WG50P	Filter Regulator with Manual Drain, Pressure Gauge, and Rc1¼ Piping Adapter Set
W8000-25-W-T8-A25WG52P	Filter Regulator with Manual Drain, Pressure Gauge, and Rc1¼ Piping Adapter Set
W8000-25-W-T8-A25WG59P	Filter Regulator with Manual Drain, Pressure Gauge, and Rc1¼ Piping Adapter Set
W8000-25-W-T8-A32W	Filter Regulator with Manual Drain and Rc1½ Piping Adapter Set
W8000-25-W-T8-A32WG40P	Filter Regulator with Manual Drain, Pressure Gauge, and Rc1½ Piping Adapter Set
W8000-25-W-T8-A32WG41P	Filter Regulator with Manual Drain, Pressure Gauge, and Rc1½ Piping Adapter Set
W8000-25-W-T8-A32WG49P	Filter Regulator with Manual Drain, Pressure Gauge, and Rc1½ Piping Adapter Set



Product	Description
W8000-25-W-T8-A32WG50P	Filter Regulator with Manual Drain, Pressure Gauge, and Rc1½ Piping Adapter Set
W8000-25-W-T8-A32WG52P	Filter Regulator with Manual Drain, Pressure Gauge, and Rc1½ Piping Adapter Set
W8000-25-W-T8-A32WG59P	Filter Regulator with Manual Drain, Pressure Gauge, and Rc1½ Piping Adapter Set
W8000-25-W-T8-BW	Filter Regulator with Manual Drain and Rc1¼ Piping Adapter Set
W8000-25-W-T8-BWG40P	Filter Regulator with Manual Drain, Pressure Gauge, and Rc1¼ Piping Adapter Set
W8000-25-W-T8-BWG41P	Filter Regulator with Manual Drain, Pressure Gauge, and Rc1¼ Piping Adapter Set
W8000-25-W-T8-BWG49P	Filter Regulator with Manual Drain, Pressure Gauge, and Rc1¼ Piping Adapter Set
W8000-25-W-T8-BWG50P	Filter Regulator with Manual Drain, Pressure Gauge, and Rc1¼ Piping Adapter Set
W8000-25-W-T8-BWG52P	Filter Regulator with Manual Drain, Pressure Gauge, and Rc1¼ Piping Adapter Set
W8000-25-W-T8-BWG59P	Filter Regulator with Manual Drain, Pressure Gauge, and Rc1¼ Piping Adapter Set
W8000-25-W-T8-G40P	Filter Regulator with Manual Drain, Pressure Gauge, and Rc1½ Piping Adapter Set
W8000-25-W-T8-G41P	Filter Regulator with Manual Drain, Pressure Gauge, and Rc1½ Piping Adapter Set
W8000-25-W-T8-G49P	Filter Regulator with Manual Drain, Pressure Gauge, and Rc1½ Piping Adapter Set
W8000-25-W-T8-G50P	Filter Regulator with Manual Drain, Pressure Gauge, and Rc1½ Piping Adapter Set
W8000-25-W-T8-G52P	Filter Regulator with Manual Drain, Pressure Gauge, and Rc1½ Piping Adapter Set
W8000-25-W-T8-G59P	Filter Regulator with Manual Drain, Pressure Gauge, and Rc1½ Piping Adapter Set
G401-W-0P-P04	General-Purpose Pressure Gauge with 0.4 MPa Range
G401-W-P10	General-Purpose Pressure Gauge with 1.0 MPa Range
D101-00-6-W	Distributor D101 Series with Rc1/8 Connection
D101-00-6-W-B11W	Distributor D101 Series with Rc1/8 Connection and T-Shaped Bracket
D101-00-8-W	Distributor D101 Series with Rc1/4 Connection
D101-00-8-W-B11W	Distributor D101 Series with Rc1/4 Connection and T-Shaped Bracket
D401-00-8-W	Distributor D401 Series with Rc1/4 Connection
D401-00-8-W-B31W	Distributor D401 Series with Rc1/4 Connection and T-Shaped Bracket
D401-00-8-W-B41W	Distributor D401 Series with Rc1/4 Connection and T-Shaped Bracket
D401-00-10-W	Distributor D401 Series with Rc3/8 Connection
D401-00-10-W-B31W	Distributor D401 Series with Rc3/8 Connection and T-Shaped Bracket
D401-00-10-W-B41W	Distributor D401 Series with Rc3/8 Connection and T-Shaped Bracket
D401-00-15-W	Distributor D401 Series with Rc1/2 Connection
D401-00-15-W-B31W	Distributor D401 Series with Rc1/2 Connection and T-Shaped Bracket
D401-00-15-W-B41W	Distributor D401 Series with Rc1/2 Connection and T-Shaped Bracket
D801-00-20-W	Distributor D801 Series with Rc3/4 Connection
D801-00-20-W-B81W	Distributor D801 Series with Rc3/4 Connection and T-Shaped Bracket
D801-00-25-W	Distributor D801 Series with Rc1 Connection
D801-00-25-W-B81W	Distributor D801 Series with Rc1 Connection and T-Shaped Bracket
B7019-1C	Replacement Coil for CKD Solenoid Valves
B7019-1C-B	Compact Filter/Regulator Unit with Rc1/8 Port and Bracket



Product	Description
B7019-1C-G	Compact Filter/Regulator Unit with Rc1/8 Port and Pressure Gauge
B7019-1C-GB	Compact Filter/Regulator Unit with Rc1/8 Port, Pressure Gauge, and Bracket
BN-25T6-8	Pneumatic Cylinder with 8mm Bore Diameter
BN-25T6-10	Pneumatic Cylinder with 10mm Bore Diameter
BN-25T6-15	Pneumatic Cylinder with 15mm Bore Diameter
BN-25T6D-8	8 mm Piston Çaplı Kompakt Pnömatik Silindir
BN-25T6D-10	10 mm Piston Çaplı Kompakt Pnömatik Silindir
BN-25T6D-15	15 mm Piston Çaplı Kompakt Pnömatik Silindir
A100-6-W	Piping Adapter
A100-6-W-B11W	Piping Adapter with Bracket
A100-8-W	Piping Adapter
A100-8-W-B11W	Piping Adapter with Bracket
A100-10-W	Piping Adapter
A100-10-W-B11W	Piping Adapter with Bracket
A400-8-W-B31W	Piping Adapter with Bracket
A400-8-W-B41W	Piping Adapter with Bracket
A400-10-W	Piping Adapter
A400-10-W-B31W	Piping Adapter with Bracket
A400-10-W-B41W	Piping Adapter with Bracket
A400-15-W	Piping Adapter
A400-15-W-B31W	Piping Adapter with Bracket
A400-15-W-B41W	Piping Adapter with Bracket
A400-20-W-B41W	Piping Adapter with Bracket
A400-25-W-B41W	Piping Adapter with Bracket
A800-20-W	Piping Adapter
A800-20-W-B81W	Piping Adapter with Bracket
A800-25-W	Piping Adapter
A800-25-W-B81W	Piping Adapter with Bracket
A800-32-W	Piping Adapter
A800-32-W-B81W	Piping Adapter with Bracket
A101-6-W	Piping Adapter
A101-6-W-B11W	Piping Adapter with Bracket
A101-8-W	L-Type Pipe Adapter
A101-8-W-B11W	L-Type Pipe Adapter with Bracket
A401-8-W	L-Type Pipe Adapter
A401-8-W-B31W	L-Type Pipe Adapter with Bracket
A401-8-W-B41W	L-Type Pipe Adapter with Bracket
A401-10-W	L-Type Pipe Adapter
A401-10-W-B31W	L-Type Pipe Adapter with Bracket
A401-10-W-B41W	L-Type Pipe Adapter with Bracket
A401-15-W	L-Type Pipe Adapter
A401-15-W-B31W	L-Type Pipe Adapter with Bracket
A401-15-W-B41W	L-Type Pipe Adapter with Bracket
A801-20-W	L-Type Pipe Adapter
A801-20-W-B81W	L-Type Pipe Adapter with Bracket



Product	Description
A801-25-W	L-Type Pipe Adapter
A801-25-W-B81W	L-Type Pipe Adapter with Bracket
C4030-10-W-FY-UPV	F.R.L. Combination
4KB310-10-M1-AC220V	Pilot Type 5-Port Valve
4KB310-10-M1B-AC220V	valve
4KB310-10-M1BK-A-AC100V	valve
4KB310-10-M1BK-A-AC100V-ST	Pilot Type 5-Port Valve
4KB310-10-M1BK-A-AC200V	valve
4KB310-10-M1BK-A-AC200V-ST	valve
4KB310-10-M1BK-AC100V	valve
4KB310-10-M1BK-AC100V-ST	valve
4KB310-10-M1BK-AC200V	valve
4KB310-10-M1BK-AC200V-ST	valve
4KB310-10-M1BK-AC220V	valve
4KB310-10-M1BK-A-DC24V	valve
4KB310-10-M1BK-A-DC24V-ST	valve
4KB310-10-M1BK-DC24V	valve
4KB310-10-M1BK-DC24V-ST	valve
4KB310-10-M1BKS-A-AC100V-ST	valve
4KB310-10-M1BKS-A-AC200V	valve
4KB310-10-M1BKS-A-AC200V-ST	valve
4KB310-10-M1BKS-AC100V	valve
4KB310-10-M1BKS-AC100V-ST	valve
4KB310-10-M1BKS-AC200V	valve
4KB310-10-M1BKS-AC200V-ST	valve
4KB310-10-M1BKS-A-DC24V	valve



Product	Description
4KB310-10-M1BKS-A-DC24V-ST	valve
4KB310-10-M1BKS-DC24V	valve
4KB310-10-M1BKS-DC24V-ST	valve
4KB310-10-M1BS-A-AC100V	valve
4KB310-10-M1BS-A-AC100V-ST	valve
4KB310-10-M1BS-A-AC200V	valve
4KB310-10-M1BS-A-AC200V-ST	valve
4KB310-10-M1BS-A-DC24V	valve
4KB310-10-M1BS-A-DC24V-ST	valve
4KB310-10-M1C23K-AC100V	valve
4KB310-10-M1C2K-A-AC100V	valve
4KB310-10-M1C2K-A-AC200V	valve
4KB310-10-M1C2K-A-DC24V	valve
4KB310-10-M1C2K-A-DC24V-ST	valve
4KB310-10-M1CK-A-AC100V	valve
4KB310-10-M1CK-A-AC200V	valve
4KB310-10-M1CK-AC100V	valve
4KB310-10-M1CK-AC200V	valve
4KB310-10-M1CK-A-DC24V	valve
4KB310-10-M1CK-A-DC24V-ST	valve
4KB310-10-M1CK-DC24V	valve
4KB310-10-M1CK-DC24V-ST	pneumatic valve
4KB310-10-M1CKS-A-AC100V	Pneumatic valve
4KB310-10-M1CKS-A-AC200V	Pneumatic valve
4KB310-10-M1CKS-AC100V	Pneumatic valve



Product	Description
4KB310-10-M1CKS-AC200V	Pneumatic valve
4KB310-10-M1CKS-A-DC24V	Pneumatic valve
4KB310-10-M1CKS-A-DC24V-ST	Pneumatic valve
4KB310-10-M1CKS-DC24V	Pneumatic valve
4KB310-10-M1CKS-DC24V-ST	Pneumatic valve
4KB310-10-M1D2K-A-AC100V	Pneumatic valve
4KB310-10-M1D2K-A-AC200V	Pneumatic valve
4KB310-10-M1D2K-A-DC24V	Pneumatic valve
4KB310-10-M1D2K-A-DC24V-ST	Pneumatic valve
4KB310-10-M1DK-A-AC100V	Pneumatic valve
4KB310-10-M1DK-A-AC200V	Pneumatic valve
4KB310-10-M1DK-AC100V	Pneumatic valve
4KB310-10-M1DK-AC200V	Pneumatic valve
4KB310-10-M1DK-A-DC24V	Pneumatic valve
4KB310-10-M1DK-A-DC24V-ST	Pneumatic valve
4KB310-10-M1DK-DC24V	Pneumatic valve
4KB310-10-M1DK-DC24V-ST	Pneumatic valve
4KB310-10-M1DKS-A-AC100V	Pneumatic valve
4KB310-10-M1DKS-A-AC200V	Pneumatic valve
4KB310-10-M1DKS-AC100V	Pneumatic valve
4KB310-10-M1DKS-AC200V	Pneumatic valve
4KB310-10-M1DKS-A-DC24V	Pneumatic valve
4KB310-10-M1DKS-A-DC24V-ST	Pneumatic valve
4KB310-10-M1DKS-DC24V	Pneumatic valve
4KB310-10-M1DKS-DC24V-ST	Pneumatic valve



Product	Description
4KB310-10-M1K-A-AC100V	Pneumatic valve
4KB310-10-M1K-A-AC200V	Pneumatic valve
4KB310-10-M1K-AC100V	Pneumatic valve
4KB310-10-M1K-AC200V	Pneumatic valve
4KB310-10-M1K-A-DC24V	Pneumatic valve
4KB310-10-M1K-A-DC24V-ST	Pneumatic valve
4KB310-10-M1K-DC24V	Pneumatic valve
4KB310-10-M1K-DC24V-ST	Pneumatic valve
4KB310-10-M1KS-A-AC100V	Pneumatic valve
4KB310-10-M1KS-A-AC200V	Pneumatic valve
4KB310-10-M1KS-AC100V	Pneumatic valve
4KB310-10-M1KS-AC200V	Pneumatic valve
4KB310-10-M1KS-A-DC24V	Pneumatic valve
4KB310-10-M1KS-A-DC24V-ST	Pneumatic valve
4KB310-10-M1KS-DC24V	Pneumatic valve
4KB310-10-M1KS-DC24V-ST	Pneumatic valve
4KB310-10-M1LK-A-AC100V	Pneumatic valve
4KB310-10-M1LK-A-AC100V-ST	Pneumatic valve
4KB310-10-M1LK-A-AC200V	Pneumatic valve
4KB310-10-M1LK-A-AC200V-ST	Pneumatic valve
4KB310-10-M1LK-AC100V	Pneumatic valve
4KB310-10-M1LK-AC100V-ST	Pneumatic valve
4KB310-10-M1LK-AC200V-ST	Pneumatic valve
4KB310-10-M1LK-A-DC24V	Pneumatic valve
4KB310-10-M1LK-A-DC24V-ST	Pneumatic valve



Product	Description
4KB310-10-M1LK-DC24V	Pneumatic valve
4KB310-10-M1LK-DC24V-ST	Pneumatic valve
4KB310-10-M1LS-A-AC100V	Pneumatic valve
4KB310-10-M1LS-A-AC100V-ST	Pneumatic valve
4KB310-10-M1LS-A-AC200V	Pneumatic valve
4KB310-10-M1LS-A-AC200V-ST	Pneumatic valve
4KB310-10-M1LS-AC110V	Pneumatic valve
4KB310-10-M1LS-AC220V	Pneumatic valve
4KB310-10-M1LS-A-DC24V	Pneumatic valve
4KB310-10-M1LSK-A-AC100V	Pneumatic valve
4KB310-10-M1LSK-A-AC100V-ST	Pneumatic valve
4KB310-10-M1LSK-A-AC200V	Pneumatic valve
4KB310-10-M1LSK-A-AC200V-ST	Pneumatic valve
4KB310-10-M1LSK-AC100V	Pneumatic valve
4KB310-10-M1LSK-AC100V-ST	Pneumatic valve
4KB310-10-M1LSK-AC200V	Pneumatic valve
4KB310-10-M1LSK-AC200V-ST	Pneumatic valve
4KB310-10-M1LSK-AC220V	Pneumatic valve
4KB310-10-M1LSK-A-DC24V	Pneumatic valve
4KB310-10-M1LSK-A-DC24V-ST	Pneumatic valve
4KB310-10-M1LSK-DC24V	Pneumatic valve
4KB310-10-M1LSK-DC24V-ST	Pneumatic valve
AB31-01-1-AC100V	Pneumatic valve
AB31-01-1-AC200V	Pneumatic valve
AB31-01-2-AC100V	(general purpose valve)
AB31-01-2-AC200V	(general purpose valve)
AB31-01-3-AC100V	(general purpose valve)



Product	Description
AB31-01-3-AC200V	(general purpose valve)
AB31-01-4-AC100V	(general purpose valve)
AB31-01-4-AC200V	(general purpose valve)
AB31-01-5-AC100V	(general purpose valve)
AB31-01-5-AC200V	(general purpose valve)
AB31-01-6-AC100V	(general purpose valve)
AB31-01-6-AC200V	(general purpose valve)
AB31-02-1-AC100V	(general purpose valve)
AB31-02-1-AC200V	(general purpose valve)
AB31-02-2-AC100V	(general purpose valve)
AB31-02-2-AC200V	(general purpose valve)
AB31-02-3-AC100V	(general purpose valve)
AB31-02-3-AC200V	(general purpose valve)
AB31-02-4-AC100V	(general purpose valve)
AB31-02-4-AC200V	(general purpose valve)
AB31-02-5-AC100V	(general purpose valve)
AB31-02-5-AC200V	(general purpose valve)
AB31-02-6-AC100V	(general purpose valve)
AB31-02-6-AC200V	(general purpose valve)
AB41-02-1-AC100V	(general purpose valve)
AB41-02-1-AC200V	(general purpose valve)
AB41-02-2-AC100V	(general purpose valve)
AB41-02-2-AC200V	(general purpose valve)
AB41-02-3-AC100V	(general purpose valve)
AB41-02-3-AC200V	(general purpose valve)
AB41-02-4-AC100V	(general purpose valve)
AB41-02-4-AC200V	(general purpose valve)
AB41-02-5-AC100V	(general purpose valve)
AB41-02-5-AC200V	solenoid valve
AB41-02-6-AC100V	Direct-acting 2-port solenoid valve
AB41-02-6-AC200V	(general purpose valve)
AB41-02-7-AC100V	(general purpose valve)
AB41-02-7-AC200V	(general purpose valve)
AB41-03-1-AC100V	(general purpose valve)
AB41-03-1-AC200V	(general purpose valve)
AB41-03-2-AC100V	(general purpose valve)
AB41-03-2-AC200V	(general purpose valve)
AB41-03-3-AC100V	(general purpose valve)
AB41-03-3-AC200V	(general purpose valve)
AB41-03-4-AC100V	(general purpose valve)
AB41-03-4-AC200V	(general purpose valve)
AB41-03-5-AC100V	(general purpose valve)
AB41-03-5-AC200V	(general purpose valve)
AB41-03-6-AC100V	(general purpose valve)
AB41-03-6-AC200V	(general purpose valve)



Product	Description
AB41-03-7-AC100V	(general purpose valve)
AB41-03-7-AC200V	(general purpose valve)
AB41-03-8-AC100V	(general purpose valve)
AB41-03-8-AC200V	(general purpose valve)
AB41-04-8-AC100V	(general purpose valve)
AB41-04-8-AC200V	(general purpose valve)
APK11-15A-02CS-AC110V	(general purpose valve)
APK11-15A-02CS-AC220V	(general purpose valve)
APK11-15A-02ES-AC110V	valve
APK11-15A-02ES-AC220V	valve
APK11-15A-02GS-AC110V	valve
APK11-15A-02GS-AC220V	valve
APK11-15A-02HS-AC110V	valve
APK11-15A-02HS-AC220V	valve
APK11-15A-03A-AC220V	valve
APK11-15A-03AG-AC110V	valve
APK11-15A-03AG-AC220V	valve
APK11-15A-03AH-AC110V	valve
APK11-15A-03AH-AC220V	valve
APK11-15A-03AS-AC110V	valve
APK11-15A-03AS-AC220V	Solenoid valves for various fluids
APK11-15A-03I-AC100V	Pilot kick 2-port solenoid valve
APK11-15A-03M-AC100V	valve
APK11-15A-03M-AC110V	valve
APK11-15A-03M-AC200V	valve
APK11-15A-03M-AC24V	valve
APK11-15A-03M-DC24V	Pilot Kick Type 2-Way Solenoid Valve



Product	Description
APK11-15A-03MDS-DC24V	valve
APK11-15A-03MS-AC100V	valve
APK11-15A-03MS-AC200V	valve
APK11-15A-03ND-DC24V	valve
APK11-15A-03NE-AC200V	valve
APK11-15A-04A-AC110V	valve
APK11-15A-04A-AC220V	valve
APK11-15A-04AG-AC110V	valve
APK11-15A-04AG-AC220V	valve
APK11-15A-04AH-AC110V	valve
APK11-15A-04AH-AC220V	valve
APK11-15A-04AS-AC110V	valve
APK11-15A-04AS-AC220V	valve
APK11-15A-04M-AC100V	valve
APK11-15A-05A-AC100V	valve
APK11-15A-05A-AC110V	valve
APK11-15A-05A-AC200V	valve
APK11-15A-05A-AC220V	valve
APK11-15A-05AG-AC100V	valve
APK11-15A-05AG-AC110V	valve
APK11-15A-05AG-AC200V	valve
APK11-15A-05AG-AC220V	valve
APK11-15A-05AH-AC100V	valve
APK11-15A-05AH-AC110V	valve
APK11-15A-05AH-AC200V	valve



Product	Description
APK11-15A-05AH-AC220V	valve
APK11-15A-05N-AC100V	valve
APK11-15A-05N-AC200V	valve
SSD-L-32-2-N-PR-ASSY	cylinder
SSD-L-32-2-PR-ASSY	cylinder
APK11-15A-02C-AC110V	valve
APK11-15A-02C-AC220V	valve
APK11-15A-02CS-AC100V	valve
APK11-15A-02CS-AC200V	valve
APK11-15A-02E-AC100V	Pilot Kick Type 2-Way Solenoid Valve
APK11-15A-02E-AC110V	valve
APK11-15A-02E-AC200V	valve
APK11-15A-02E-AC220V	valve
APK11-15A-02ES-AC100V	valve
APK11-15A-02ES-AC200V	valve
APK11-15A-02G-AC100V	valve
APK11-15A-02G-AC110V	valve
APK11-15A-02G-AC200V	valve
APK11-15A-02G-AC220V	valve
APK11-15A-02GS-AC100V	valve
APK11-15A-02GS-AC200V	valve
APK11-15A-02H-AC100V	valve
APK11-15A-02H-AC110V	valve
APK11-15A-02H-AC200V	valve
APK11-15A-02H-AC220V	valve



Product	Description
APK11-15A-02HH-AC100V	valve
APK11-15A-02HH-AC110V	valve
APK11-15A-02HH-AC200V	valve
APK11-15A-02HH-AC220V	valve
APK11-15A-02HHS-AC100V	valve
APK11-15A-02HHS-AC200V	valve
APK11-15A-02HS-AC100V	valve
APK11-15A-02HS-AC200V	valve
APK11-15A-03A-AC200V	valve
APK11-15A-03A-DC24V	valve
APK11-15A-03AG-AC100V	valve
APK11-15A-03AG-AC200V	valve
APK11-15A-03AG-DC100V	valve
APK11-15A-03AG-DC24V	valve
APK11-15A-03AGS-AC100V	valve
APK11-15A-03AGS-AC200V	valve
APK11-15A-03AGS-DC24V	valve
APK11-15A-03AH-AC100V	valve
APK11-15A-03AH-AC200V	valve
APK11-15A-03AH-DC100V	valve
APK11-15A-03AH-DC24V	valve
APK11-15A-03AHS-AC100V	valve
APK11-15A-03AHS-DC24V	valve
APK11-15A-03AS-AC100V	Pilot Kick Type 2-Way Solenoid Valve
APK11-15A-03AS-AC200V	Pilot Kick Type 2-Way Solenoid Valve



Product	Description
APK11-15A-03AS-DC100V	valve
APK11-15A-03AS-DC12V	valve
APK11-15A-03AS-DC24V	valve
APK11-15A-03J-AC200V	Pilot Kick Type 2-Way Solenoid Valve
APK11-15A-03N-AC100V	Pilot Kick Type 2-Way Solenoid Valve
APK11-15A-03N-DC24V	Pilot Kick Type 2-Way Solenoid Valve
APK11-15A-03NS-AC200V	Pilot Kick Type 2-Way Solenoid Valve
APK11-15A-03NS-DC24V	Pilot Kick Type 2-Way Solenoid Valve
APK11-15A-04A-AC100V	Pilot Kick Type 2-Way Solenoid Valve
APK11-15A-04A-AC200V	Pilot Kick Type 2-Way Solenoid Valve
APK11-15A-04AG-AC100V	Pilot Kick Type 2-Way Solenoid Valve
APK11-15A-04AG-AC200V	Pilot Kick Type 2-Way Solenoid Valve
APK11-15A-04AH-AC100V	Pilot Kick Type 2-Way Solenoid Valve
APK11-15A-04AH-AC200V	Pilot Kick Type 2-Way Solenoid Valve
APK11-15A-04AS-AC100V	Pilot Kick Type 2-Way Solenoid Valve
APK11-15A-04AS-AC200V	Pilot Kick Type 2-Way Solenoid Valve
APK11-15A-04N-AC100V	Pilot Kick Type 2-Way Solenoid Valve
APK11-15A-04N-AC200V	Pilot Kick Type 2-Way Solenoid Valve, Rc1/2 Connection, AC200V
C3000-10-W-CF	integrated filter
C3000-10-W-CF1-A15W	Modular FRL Combination Unit with Rc3/8 Connection and Auto Drain
C3000-10-W-CF1Z	Modular FRL Combination Unit with Rc3/8 Connection, Auto Drain, and Pressure Gauge
C3000-10-W-CFM	Modular FRL Combination Unit with Rc3/8 Connection and Manual Drain
C3000-10-W-C-UK-A10W	Modular FRL Combination Unit with Rc3/8 Connection, Auto Drain, and Pressure Gauge
C3000-10-W-C-UK-A15W	Modular FRL Combination Unit with Rc3/8 Connection, Auto Drain, and Pressure Gauge
C3000-10-W-C-UK-A8W	Modular FRL Combination Unit with Rc1/4 Connection, Auto Drain, and Pressure Gauge
C3000-10-W-C-UP	Modular FRL Combination Unit with Rc3/8 Connection and Manual Drain



Product	Description
C3000-10-W-C-UP-A10W	Modular FRL Combination Unit with Rc3/8 Connection, Manual Drain, and Pressure Gauge
C3000-10-W-C-UP-A15W	Modular FRL Combination Unit with Rc1/2 Connection, Manual Drain, and Pressure Gauge
C3000-10-W-C-UP-A8W	Modular FRL Combination Unit with Rc1/4 Connection, Manual Drain, and Pressure Gauge
C3000-10-W-C-UPV-A10W	Modular FRL Combination Unit with Rc3/8 Connection, Auto Drain, and Pressure Gauge
C3000-10-W-C-US-A10W	Modular FRL Combination Unit with Rc3/8 Connection, Auto Drain, and Pressure Gauge
C3000-10-W-C-US-A15W	Modular FRL Combination Unit with Rc1/2 Connection, Auto Drain, and Pressure Gauge
C3000-10-W-C-US-A8W	Modular FRL Combination Unit with Rc1/4 Connection, Auto Drain, and Pressure Gauge
C3000-10-W-CX1-UDPV-A10W	Modular FRL Combination Unit with Rc3/8 Connection, Auto Drain, and Pressure Gauge
C3000-10-W-F1	Modular FRL Combination Unit with Rc3/8 Connection and Auto Drain
C3000-10-W-F1-A10W	Modular FRL Combination Unit with Rc3/8 Connection, Auto Drain, and Pressure Gauge
C3000-10-W-F1-A15W	Integrated filter
C3000-10-W-F1-A8W	Modular FRL Combination Unit with Rc1/4 Connection, Auto Drain, and Pressure Gauge
C3000-10-W-F1MX1	Modular FRL Combination Unit with Rc3/8 Connection and Manual Drain
C3000-10-W-F1-PW	Modular FRL Combination Unit with Rc3/8 Connection, Auto Drain, and Polycarbonate Bowl
C3000-10-W-F1T	Modular FRL Combination Unit with Rc3/8 Connection and Auto Drain
C3000-10-W-F1-UD	Modular FRL Combination Unit with Rc3/8 Connection, Auto Drain, and Pressure Gauge
C3000-10-W-F1-UD-A10W	Modular FRL Combination Unit with Rc3/8 Connection, Auto Drain, Pressure Gauge, and Bracket
C3000-10-W-F1-UD-A15W	Modular FRL Combination Unit with Rc1/2 Connection, Auto Drain, Pressure Gauge, and Bracket
C3000-10-W-F1-UD-A8W	Modular FRL Combination Unit with Rc1/4 Connection, Auto Drain, Pressure Gauge, and Bracket
C3000-10-W-F1-UK	Modular FRL Combination Unit with Rc3/8 Connection, Auto Drain, and Pressure Gauge
C3000-10-W-F1-UK-A10W	Modular FRL Combination Unit with Rc3/8 Connection, Auto Drain, Pressure Gauge, and Bracket
C3000-10-W-F1-UK-A15W	Modular FRL Combination Unit with Rc1/2 Connection, Auto Drain, Pressure Gauge, and Bracket
C3000-10-W-F1-UK-A8W	Modular FRL Combination Unit with Rc1/4 Connection, Auto Drain, Pressure Gauge, and Bracket
C3000-10-W-F1-UP	Modular FRL Combination Unit with Rc3/8 Connection, Auto Drain, and Upward Port Orientation
C3000-10-W-F1-UP-A10W	Modular FRL Combination Unit with Rc3/8 Connection, Auto Drain, Upward Port Orientation, and Bracket
C3000-10-W-F1-UP-A15W	Modular FRL Combination Unit with Rc1/2 Connection, Auto Drain, Upward Port Orientation, and Bracket
C3000-10-W-F1-UP-A8W	Modular FRL Combination Unit with Rc1/4 Connection, Auto Drain, Upward Port Orientation, and Bracket
C3000-10-W-F1-US	Modular FRL Combination Unit with Rc3/8 Connection, Auto Drain, and Pressure Gauge
C3000-10-W-F1-US-A10W	Modular FRL Combination Unit with Rc3/8 Connection, Auto Drain, Pressure Gauge, and Bracket
C3000-10-W-F1-US-A15W	Modular FRL Combination Unit with Rc1/2 Connection, Auto Drain, Pressure Gauge, and Bracket



Product	Description
C3000-10-W-F1-US-A8W	Modular FRL Combination Unit with Rc1/4 Connection, Auto Drain, Pressure Gauge, and Bracket
C3000-10-W-F1-USV	Modular FRL Combination Unit with Rc3/8 Connection, Auto Drain, Pressure Gauge, and V-Port Configuration
C3000-10-W-F1-UV	Modular FRL Combination Unit with Rc3/8 Connection, Auto Drain, and UV Port Configuration
C3000-10-W-F1-UV-A10W	Modular FRL Combination Unit with Rc3/8 Connection, Auto Drain, UV Port Configuration, and Bracket
C3000-10-W-F1-UV-A15W	Modular FRL Combination Unit with Rc1/2 Connection, Auto Drain, UV Port Configuration, and Bracket
C3000-10-W-F1-UV-A8W	Modular FRL Combination Unit with Rc1/4 Connection, Auto Drain, UV Port Configuration, and Bracket
C3000-10-W-F1-VW	Modular FRL Combination Unit with Rc3/8 Connection, Auto Drain, and VW Port Configuration
C3000-10-W-F1X1	Modular FRL Combination Unit with Rc3/8 Connection and Auto Drain
C3000-10-W-F-A10W	Modular FRL Combination Unit with Rc3/8 Connection, Manual Drain, and Bracket
C3000-10-W-F-A15W	Modular FRL Combination Unit with Rc1/2 Connection, Manual Drain, and Bracket
C3000-10-W-F-A8W	integrated filter
C3000-10-W-FM	Modular FRL Combination Unit with Rc3/8 Connection and Manual Drain
C3000-10-W-F-PW	Modular FRL Combination Unit with Rc3/8 Connection, Manual Drain, and Polycarbonate Bowl
C3000-10-W-F-PWVW	Modular FRL Combination Unit with Rc3/8 Connection, Manual Drain, Polycarbonate Bowl, and VW Port Configuration
C3000-10-W-FT	Modular FRL Combination Unit with Rc3/8 Connection, Manual Drain, and T-Port Configuration
C3000-10-W-FT8-G41P	Modular FRL Combination Unit with Rc3/8 Connection, Manual Drain, T-Port Configuration, and Standard Pressure Gauge
C3000-10-W-FT8-G49P	Modular FRL Combination Unit with Rc3/8 Connection, Manual Drain, T-Port Configuration, and High-Pressure Gauge
C3000-10-W-FT8-G50P	Modular FRL Combination Unit with Rc3/8 Connection, Manual Drain, T-Port Configuration, and Low-Pressure Gauge
C3000-10-W-FT8-G59P	Modular FRL Combination Unit with Rc3/8 Connection, Manual Drain, T-Port Configuration, and G59P Pressure Gauge
C3000-10-W-FT8-UD-G59P	Modular FRL Combination Unit with Rc3/8 Connection, Manual Drain, T-Port Configuration, Underside Drain, and G59P Pressure Gauge
C3000-10-W-FT8-UDS-G45P	Modular FRL Combination Unit with Rc3/8 Connection, Manual Drain, T-Port Configuration, Underside Drain with Sensor, and G45P Pressure Gauge
C3000-10-W-F-UD	Modular FRL Combination Unit with Rc3/8 Connection, Manual Drain, and Underside Drain
C3000-10-W-F-UD-A10W	Modular FRL Combination Unit with Rc3/8 Connection, Manual Drain, Underside Drain, and Bracket
C3000-10-W-F-UD-A15W	Modular FRL Combination Unit with Rc1/2 Connection, Manual Drain, Underside Drain, and Bracket
C3000-10-W-F-UD-A8W	Modular FRL Combination Unit with Rc1/4 Connection, Manual Drain, Underside Drain, and Bracket
C3000-10-W-F-UDSV-A10W	Modular FRL Combination Unit with Rc3/8 Connection, Manual Drain, Underside Drain with Sensor, and Bracket
C3000-10-W-F-UK	Modular FRL Combination Unit with Rc3/8 Connection, Manual Drain, and UK Port Configuration
C3000-10-W-F-UK-A10W	Modular FRL Combination Unit with Rc3/8 Connection, Manual Drain, UK Port Configuration, and Bracket
C3000-10-W-F-UK-A15W	Modular FRL Combination Unit with Rc1/2 Connection, Manual Drain, UK Port Configuration, and Bracket
C3000-10-W-F-UK-A8W	Modular FRL Combination Unit with Rc1/4 Connection, Manual Drain, UK Port Configuration, and Bracket



Product	Description
C3000-10-W-F-UP	Modular FRL Combination Unit with Rc3/8 Connection, Manual Drain, and UP Port Configuration
C3000-10-W-F-UP-A10W	Modular FRL Combination Unit with Rc3/8 Connection, Manual Drain, UP Port Configuration, and Bracket
C3000-10-W-F-UP-A8W	Modular FRL Combination Unit with Rc1/4 Connection, Manual Drain, UP Port Configuration, and Bracket
C3000-10-W-F-US	Modular FRL Combination Unit with Rc3/8 Connection, Manual Drain, and US Port Configuration
C3000-10-W-F-US-A10W	Modular FRL Combination Unit with Rc3/8 Connection, Manual Drain, US Port Configuration, and Bracket
C3000-10-W-F-US-A15W	Modular FRL Combination Unit with Rc1/2 Connection, Manual Drain, US Port Configuration, and Bracket
C3000-10-W-F-US-A8W	Modular FRL Combination Unit with Rc1/4 Connection, Manual Drain, US Port Configuration, and Bracket
C3000-10-W-F-USV	Modular FRL Combination Unit with Rc3/8 Connection, Manual Drain, and USV Port Configuration
C3000-10-W-F-UV	Modular FRL Combination Unit with Rc3/8 Connection, Manual Drain, and UV Port Configuration
C3000-10-W-F-UV-A10W	Modular FRL Combination Unit with Rc3/8 Connection, Manual Drain, UV Port Configuration, and Bracket
C3000-10-W-F-UV-A15W	Modular FRL Combination Unit with Rc1/2 Connection, Manual Drain, UV Port Configuration, and Bracket
C3000-10-W-F-UV-A8W	Modular FRL Combination Unit with Rc1/4 Connection, Manual Drain, UV Port Configuration, and Bracket
C3000-10-W-F-VW	Modular FRL Combination Unit with Rc3/8 Connection, Manual Drain, and VW Port Configuration
C3000-10-W-FX1	Modular FRL Combination Unit with Rc3/8 Connection, Manual Drain, and X1 Port Configuration
C3000-10-W-FX1-A15W	Modular FRL Combination Unit with Rc1/2 Connection, Manual Drain, X1 Port Configuration, and Bracket
C3000-10-W-M1-UP-A10W	Modular FRL Combination Unit with Rc3/8 Connection, Manual Drain, UP Port Configuration, and Bracket
C3000-10-W-M1-UP-A15W	Modular FRL Combination Unit with Rc1/2 Connection, Manual Drain, UP Port Configuration, and Bracket
C3000-10-W-M1-UP-A8W	Modular FRL Combination Unit with Rc1/4 Connection, Manual Drain, UP Port Configuration, and Bracket
C3000-10-W-M1-US-A10W	Modular FRL Combination Unit with Rc3/8 Connection, Manual Drain, US Port Configuration, and Bracket
C3000-10-W-M1-US-A15W	Modular FRL Combination Unit with Rc1/2 Connection, Manual Drain, US Port Configuration, and Bracket
C3000-10-W-M1-US-A8W	Modular FRL Combination Unit with Rc1/4 Connection, Manual Drain, US Port Configuration, and Bracket
C3000-10-W-M-UP-A10W	Modular FRL Combination Unit with Rc3/8 Connection, Manual Drain, UP Port Configuration, and Bracket
C3000-10-W-M-UP-A15W	Modular FRL Combination Unit with Rc1/2 Connection, Manual Drain, UP Port Configuration, and Bracket
C3000-10-W-M-UP-A8W	Modular FRL Combination Unit with Rc1/4 Connection, Manual Drain, UP Port Configuration, and Bracket
C3000-10-W-M-US-A10W	Modular FRL Combination Unit with Rc3/8 Connection, Manual Drain, US Port Configuration, and Bracket
C3000-10-W-M-US-A15W	Modular FRL Combination Unit with Rc1/2 Connection, Manual Drain, US Port Configuration, and Bracket
C3000-10-W-M-US-A8W	Modular FRL Combination Unit with Rc1/4 Connection, Manual Drain, US Port Configuration, and Bracket
C3000-10-W-PWVW	Modular FRL Combination Unit with Rc3/8 Connection, PWVW Port Configuration



Product	Description
C3000-10-W-T8-UD-G52P	Modular FRL Combination Unit with Rc3/8 Connection, T8-UD-G52P Configuration
C3000-10-W-T8-UK-G41P	Modular FRL Combination Unit with Rc3/8 Connection, T8-UK-G41P Configuration
C3000-10-W-T8-UK-G52P	Modular Type FRL Combination Standard White Series
C3000-10-W-T8-UP-G41P	Modular Type FRL Combination Standard White Series
C3000-10-W-T8-UP-G52P	Modular Type FRL Combination Standard White Series
C3000-10-W-T8-US-G41P	Modular Type FRL Combination Standard White Series
C3000-10-W-T8-US-G52P	Modular Type FRL Combination Standard White Series
C3000-10-W-T8-UV-G41P	Modular Type FRL Combination Standard White Series
C3000-10-W-T8-UV-G52P	Modular Type FRL Combination Standard White Series
C3000-10-W-UDSV-A10W	Modular Type FRL Combination Standard White Series
C3000-10-W-USV	Modular Type FRL Combination Standard White Series
C3000-10-W-Y-UP-A10W	Modular Type FRL Combination Standard White Series
C3000-10-W-Y-UP-A15W	Modular Type FRL Combination Standard White Series
C3000-10-W-Y-UP-A8W	Modular Type FRL Combination Standard White Series
C3000-10-W-Z	Modular Type FRL Combination Standard White Series
C3000-10-W-Z-A10W	Modular Type FRL Combination Standard White Series
C3000-10-W-Z-A15W	Modular Type FRL Combination Standard White Series
C3000-10-W-Z-A8W	Modular Type FRL Combination Standard White Series
C3000-10-W-Z-PW	Modular Type FRL Combination Standard White Series
C3000-10-W-Z-UD	Modular Type FRL Combination Standard White Series
C3000-10-W-Z-UD-A10W	Modular Type FRL Combination Standard White Series
C3000-10-W-Z-UD-A15W	Modular Type FRL Combination Standard White Series
C3000-10-W-Z-UD-A8W	Modular Type FRL Combination Standard White Series
C3000-10-W-Z-UK	Modular Type FRL Combination Standard White Series
C3000-10-W-Z-UK-A10W	Modular Type FRL Combination Standard White Series
C3000-10-W-Z-UK-A15W	Modular Type FRL Combination Standard White Series
C3000-10-W-Z-UK-A8W	Modular Type FRL Combination Standard White Series
C3000-10-W-Z-UP	Modular Type FRL Combination Standard White Series
C3000-10-W-Z-UP-A10W	Modular Type FRL Combination Standard White Series




Product	Description
C3000-10-W-Z-UP-A15W	Modular Type FRL Combination Standard White Series
C3000-10-W-Z-UP-A8W	Modular Type FRL Combination Standard White Series
C3000-10-W-Z-US	Modular Type FRL Combination Standard White Series
C3000-10-W-Z-US-A10W	Modular Type FRL Combination Standard White Series
C3000-10-W-Z-US-A15W	Modular Type FRL Combination Standard White Series
C3000-10-W-Z-US-A8W	Modular Type FRL Combination Standard White Series
C3000-10-W-Z-UV	Modular Type FRL Combination Standard White Series
C3000-10-W-Z-UV-A10W	Modular Type FRL Combination Standard White Series
C3000-10-W-Z-UV-A15W	Modular Type FRL Combination Standard White Series
C3000-10-W-Z-UV-A8W	Modular Type FRL Combination Standard White Series
C3000-10-W-Z-VW	Modular Type FRL Combination Standard White Series
SSD2-L-32-10	Compact cylinder
SSD2-L-32-10-T2H-D	Compact cylinder
SSD2-L-32-10-T2H-H	Compact cylinder
SSD2-L-32-10-T2H-R	Space-Saving Super-Compact Cylinder SSD2 Series
SSD2-L-32-10-T2V-D	Compact cylinder
SSD2-L-32-10-T2V-H	Space-Saving Super-Compact Cylinder SSD2 Series
SSD2-L-32-10-T2V-R	Compact cylinder
SSD2-L-32-10-T3H-D	Compact cylinder
SSD2-L-32-10-T3H-H	Compact cylinder
SSD2-L-32-10-T3H-R	Compact cylinder
SSD2-L-32-10-T3V-D	Compact cylinder
SSD2-L-32-10-T3V-H	Compact cylinder
SSD2-L-32-10-T3V-R	Compact cylinder
SSD2-L-32-20	Compact cylinder
SSD2-L-32-20-T2H-D	Compact cylinder
SSD2-L-32-20-T2H-H	Space-Saving Super-Compact Cylinder SSD2 Series
SSD2-L-32-20-T2H-R	Space-Saving Super-Compact Cylinder SSD2 Series
SSD2-L-32-20-T2V-D	Compact cylinder
SSD2-L-32-20-T2V-H	Compact cylinder
SSD2-L-32-20-T2V-R	Compact cylinder
SSD2-L-32-20-T3H-D	Compact cylinder
SSD2-L-32-20-T3H-H	Compact cylinder
SSD2-L-32-20-T3H-R	Compact cylinder
SSD2-L-32-20-T3V-D	Compact cylinder
SSD2-L-32-20-T3V-H	Compact cylinder
SSD2-L-32-20-T3V-R	Compact cylinder
SSD2-L-32-30	Compact cylinder



Product	Description
SSD2-L-32-30-T2H-D	Compact cylinder
SSD2-L-32-30-T2H-H	Compact cylinder
SSD2-L-32-30-T2H-R	Compact cylinder
SSD2-L-32-30-T2V-D	Compact cylinder
SSD2-L-32-30-T2V-H	Compact cylinder
SSD2-L-32-30-T2V-R	Compact cylinder
SSD2-L-32-30-T3H-D	Compact cylinder
SSD2-L-32-30-T3H-H	Compact cylinder
SSD2-L-32-30-T3H-R	Compact cylinder
SSD2-L-32-30-T3V-D	Compact cylinder
SSD2-L-32-30-T3V-H	Compact cylinder
SSD2-L-32-30-T3V-R	Compact cylinder
SSD2-L-32-35	Compact cylinder
SSD2-L-32-35-T2H-D	Compact cylinder
SSD2-L-32-35-T2H-H	Compact cylinder
SSD2-L-32-35-T2H-R	Compact cylinder
SSD2-L-32-35-T2V-D	Compact cylinder
SSD2-L-32-35-T2V-H	Compact cylinder
SSD2-L-32-35-T2V-R	Compact cylinder
SSD2-L-32-35-T3H-D	Compact cylinder
SSD2-L-32-35-T3H-H	Compact cylinder
SSD2-L-32-35-T3H-R	Compact cylinder
SSD2-L-32-35-T3V-D	Space-Saving Super-Compact Cylinder SSD2 Series
SSD2-L-32-35-T3V-H	Space-Saving Super-Compact Cylinder SSD2 Series
SSD2-L-32-35-T3V-R	Compact cylinder
SSD2-L-32-40	Compact cylinder
SSD2-L-32-40-T2H-D	Compact cylinder
SSD2-L-32-40-T2H-H	Compact cylinder
SSD2-L-32-40-T2H-R	Compact cylinder
SSD2-L-32-40-T2V-D	Compact cylinder
SSD2-L-32-40-T2V-H	Compact cylinder
SSD2-L-32-40-T2V-R	Compact cylinder
SSD2-L-32-40-T3H-D	Space-Saving Super-Compact Cylinder SSD2 Series
SSD2-L-32-40-T3H-H	Space-Saving Super-Compact Cylinder SSD2 Series
SSD2-L-32-40-T3H-R	Compact cylinder
SSD2-L-32-40-T3V-D	Compact cylinder
SSD2-L-32-40-T3V-H	Compact cylinder
SSD2-L-32-40-T3V-R	Compact cylinder
SSD2-L-32-45	Compact cylinder
SSD2-L-32-45-T2H-D	Compact cylinder
SSD2-L-32-45-T2H-H	Compact cylinder
SSD2-L-32-45-T2H-R	Compact cylinder
SSD2-L-32-45-T2V-D	Compact cylinder
SSD2-L-32-45-T2V-H	Compact cylinder
SSD2-L-32-45-T2V-R	Compact cylinder




Product	Description
SSD2-L-32-45-T3H-D	Compact cylinder
SSD2-L-32-45-T3H-H	Compact cylinder
SSD2-L-32-45-T3H-R	Compact cylinder
SSD2-L-32-45-T3V-D	http://172.31.37.184/product/652451
SSD2-L-32-45-T3V-H	http://172.31.37.184/product/652451
SSD2-L-32-45-T3V-R	Compact cylinder
SSD2-L-32-5	Compact cylinder
SSD2-L-32-50	Compact cylinder
SSD2-L-32-50-T2H-D	Compact cylinder
SSD2-L-32-50-T2H-H	Compact cylinder
SSD2-L-32-50-T2H-R	Compact cylinder
SSD2-L-32-50-T2V-D	Compact cylinder
SSD2-L-32-50-T2V-H	Compact cylinder
SSD2-L-32-50-T2V-R	Compact cylinder
SSD2-L-32-50-T3H-D	Compact cylinder
SSD2-L-32-50-T3H-H	Compact cylinder
SSD2-L-32-50-T3H-R	Compact cylinder
SSD2-L-32-50-T3V-D	Compact cylinder
SSD2-L-32-50-T3V-H	Compact cylinder
SSD2-L-32-50-T3V-R	Space-Saving Super-Compact Cylinder SSD2 Series
SSD2-L-32-5-T2H-D	Space-Saving Super-Compact Cylinder SSD2 Series
SSD2-L-32-5-T2H-H	cylinder
SSD2-L-32-5-T2H-R	cylinder
SSD2-L-32-5-T2V-D	cylinder
SSD2-L-32-5-T2V-H	cylinder
SSD2-L-32-5-T2V-R	cylinder
SSD2-L-32-5-T3H-D	cylinder
SSD2-L-32-5-T3H-H	cylinder
SSD2-L-32-5-T3H-R	cylinder
SSD2-L-32-5-T3V-D	Compact cylinder
SSD2-L-32-5-T3V-H	Compact cylinder
SSD2-L-32-5-T3V-R	Space-Saving Super-Compact Cylinder SSD2 Series
C1000-6-W	Modular Type FRL Combination Standard White Series
C1000-8-W	Modular Type FRL Combination Standard White Series
C3000-10-W	Modular Type FRL Combination Standard White Series
C3000-10-W-F	Modular Type FRL Combination Standard White Series with Auto Drain
C3000-8-W	Modular Type FRL Combination Standard White Series
C3000-8-W-F	Modular Type FRL Combination Standard White Series with Auto Drain
C4000-10-W	Modular Type FRL Combination Standard White Series
C4000-10-W-F	Modular Type FRL Combination Standard White Series with Auto Drain
C4000-15-W	Modular Type FRL Combination
C4000-15-W-F	Modular Type FRL Combination with Auto Drain
C4000-8-F	Modular Type FRL Combination with Auto Drain
C4000-8-W	Modular Type FRL Combination
C4000-8-W-F	Modular Type FRL Combination with Auto Drain




Product	Description
C8000-20-W	Large Capacity Modular FRL Combination
C8000-20-W-F	Large Capacity Modular FRL Combination with Auto Drain
C8000-25-W	Large Capacity Modular FRL Combination
C8000-25-W-F	Large Capacity Modular FRL Combination with Auto Drain
COVN2-TF-100B-100-1-J	Cylinder with valve
COVN2-TF-100B-200-1-Y	Cylinder with valve
COVN2-TF-100B-240-1-J	Cylinder with valve
COVN2-TF-100B-240-1-JTB1	Cylinder with valve
COVN2-TF-100B-250-1-Y	Cylinder with valve
COVN2-TF-100B-300-1-J	Cylinder with valve
COVN2-TF-100B-300-1-Y	Cylinder with valve
COVN2-TF-100B-300-2-J	Cylinder with valve
COVN2-TF-100B-300-2-JY	Cylinder with valve
COVN2-TF-100B-300-2-Y	Cylinder with valve
COVN2-TF-100B-350-1-JY	Cylinder with valve
COVN2-TF-100B-350-1-R4B-D-JTB1	Cylinder with valve
COVN2-TF-100B-350-1-Y	Cylinder with valve
COVN2-TF-100B-350-2-Y	Cylinder with valve
COVN2-TF-100B-400-1-J	Cylinder with valve
COVN2-TF-100B-400-2-J	Cylinder with valve
COVN2-TF-100B-450-2-JY	Cylinder with valve
COVN2-TF-100B-500-1-Y	Cylinder with valve
COVN2-TF-100N-200-1-J	Cylinder with valve
COVN2-TF-100N-200-2-Y	Cylinder with valve
COVN2-TF-100N-250-1-Y	Cylinder with valve
COVN2-TF-100N-250-2-J	Cylinder with valve



Product	Description
COVN2-TF-100N-250-2-MF1Y	Cylinder with valve
COVN2-TF-100N-250-2-Y	Cylinder with valve
COVN2-TF-100N-300-1-Y	Cylinder with valve
COVN2-TF-100N-300-2-Y	Cylinder with valve
COVN2-TF-100N-350-1-R0-D-J	Cylinder with valve
COVN2-TF-100N-350-1-Y	Cylinder with valve
COVN2-TF-100N-350-2-Y	Cylinder with valve
COVN2-TF-100N-400-1-Y	Cylinder with valve
COVN2-TF-100N-400-2-Y	Cylinder with valve
COVN2-TF-100N-500-1-Y	Cylinder with valve
COVN2-TF-100N-500-2-Y	Cylinder with valve
COVN2-TF-100N-600-1-TB1Y	Cylinder with valve
COVN2-TF-50B-100-2-Y	Cylinder with valve
COVN2-TF-50B-150-1-MF1	Cylinder with valve
COVN2-TF-50B-150-1-Y	Cylinder with valve
COVN2-TF-50B-150-2-Y	Cylinder with valve
COVN2-TF-50B-200-1-Y	Cylinder with valve
COVN2-TF-50B-200-2-J	Cylinder with valve
COVN2-TF-50B-200-2-Y	Cylinder with valve
COVN2-TF-50N-100-1-Y	Cylinder with valve
COVN2-TF-50N-150-1-TB1Y	Cylinder with valve
COVN2-TF-50N-150-1-Y	Cylinder with valve
COVN2-TF-50N-150-2-J	Cylinder with valve
COVN2-TF-50N-150-2-Y	Cylinder with valve
COVN2-TF-50N-200-2-J	Cylinder with valve



Product	Description
COVN2-TF-50N-200-2-Y	Cylinder with valve
COVN2-TF-50N-250-2-Y	Cylinder with valve
COVN2-TF-75B-100-1-Y	Cylinder with valve
COVN2-TF-75B-150-1-J	Cylinder with valve
COVN2-TF-75B-150-2-J	Cylinder with Valve
COVN2-TF-75B-150-2-Y	Cylinder with Valve
COVN2-TF-75B-200-1-Y	Cylinder with Valve
COVN2-TF-75B-200-2-Y	Cylinder with Valve
COVN2-TF-75B-225-1-Y	Cylinder with Valve
COVN2-TF-75B-250-1-Y	Cylinder with Valve
COVN2-TF-75B-250-2-Y	Cylinder with Valve
COVN2-TF-75B-300-1-Y	Cylinder with Valve
COVN2-TF-75B-300-2-JY	Cylinder with Valve
COVN2-TF-75B-300-2-Y	Cylinder with Valve
COVN2-TF-75B-350-1-Y	Cylinder with Valve
COVN2-TF-75B-350-2-Y	Cylinder with Valve
COVN2-TF-75B-400-1-Y	Cylinder with Valve
COVN2-TF-75B-400-2-Y	Cylinder with Valve
COVN2-TF-75B-500-1-Y	Cylinder with Valve
COVN2-TF-75B-75-2-Y	Cylinder with Valve
COVN2-TF-75N-150-1-JTB1Y	Cylinder with Valve
COVN2-TF-75N-150-1-Y	Cylinder with Valve
COVN2-TF-75N-150-2-Y	Cylinder with Valve
COVN2-TF-75N-160-2-JY	Cylinder with Valve
COVN2-TF-75N-200-1-J	Cylinder with Valve



Product	Description
COVN2-TF-75N-200-1-T8H-H-Y	Cylinder with Valve, Double Acting, Single Solenoid, Lubrication Type
COVN2-TF-75N-200-1-Y	Cylinder with Valve, Double Acting, Single Solenoid, Lubrication Type
COVN2-TF-75N-200-2-JMF1	Cylinder with Valve, Double Acting, Double Solenoid, Lubrication Type
COVN2-TF-75N-200-2-MF1Y	Cylinder with Valve, Double Acting, Double Solenoid, Lubrication Type
COVN2-TF-75N-200-2-R0-D-Y	Cylinder with Valve, Double Acting, Double Solenoid, Lubrication Type
COVN2-TF-75N-200-2-Y	Cylinder with Valve, Double Acting, Double Solenoid, Lubrication Type
COVN2-TF-75N-225-2-TB1Y	Cylinder with Valve, Double Acting, Double Solenoid, Lubrication Type
COVN2-TF-75N-225-2-Y	Cylinder with Valve, Double Acting, Double Solenoid, Lubrication Type
COVN2-TF-75N-250-1-TB1Y	Cylinder with Valve, Double Acting, Single Solenoid, Lubrication Type
COVN2-TF-75N-250-1-Y	Cylinder with Valve, Double Acting, Single Solenoid, Lubrication Type
COVN2-TF-75N-250-2-MF1Y	Cylinder with Valve, Double Acting, Double Solenoid, Lubrication Type
COVN2-TF-75N-250-2-Y	Cylinder with Valve, Double Acting, Double Solenoid, Lubrication Type
COVN2-TF-75N-250-QY	Cylinder with Valve, Double Acting, Solenoid Type Not Specified, Lubrication Type
COVN2-TF-75N-300-1-J	Cylinder with Valve, Double Acting, Single Solenoid, Lubrication Type
COVN2-TF-75N-300-1-Y	Cylinder with Valve, Double Acting, Single Solenoid, Lubrication Type
COVN2-TF-75N-300-2-MF1Y	Cylinder with Valve, Double Acting, Double Solenoid, Lubrication Type
COVN2-TF-75N-300-2-Y	Cylinder with Valve, Double Acting, Double Solenoid, Lubrication Type
COVN2-TF-75N-320-2-Y	Cylinder with Valve, Double Acting, Double Solenoid, Lubrication Type
COVN2-TF-75N-350-1-J	Cylinder with Valve, Double Acting, Single Solenoid, Lubrication Type
COVN2-TF-75N-350-1-Y	Cylinder with Valve, Double Acting, Single Solenoid, Lubrication Type
COVN2-TF-75N-350-2-J	Cylinder with Valve, Double Acting, Double Solenoid, Lubrication Type
COVN2-TF-75N-350-2-J	Cylinder with Valve, Double Acting, Double Solenoid, Lubrication Type
COVN2-TF-75N-350-2-MF1Y	Cylinder with Valve, Double Acting, Double Solenoid, Lubrication Type
COVN2-TF-75N-350-2-Y	Cylinder with Valve, Double Acting, Double Solenoid, Lubrication Type
COVN2-TF-75N-350-QY	Cylinder with Valve, Double Acting, Solenoid Type Not Specified, Lubrication Type



Product	Description
COVN2-TF-75N-400-1-Y	Cylinder with Valve, Double Acting, Single Solenoid, Lubrication Type
COVN2-TF-75N-450-1-Y	Cylinder with Valve, Double Acting, Single Solenoid, Lubrication Type
COVN2-TF-75N-90-1-Y	Cylinder with Valve, Double Acting, Single Solenoid, Lubrication Type
SAB1S-10A-C	Air Operated 2-Port Valve (Cylinder Valve), Normally Closed
SAB1S-10A-CL	Air Operated 2-Port Valve (Cylinder Valve), Normally Closed, Long Life Type
SAB1S-10A-E	Air Operated 2-Port Valve (Cylinder Valve), Normally Closed, Stainless Steel Body
SAB1S-10A-EB	Air Operated 2-Port Valve (Cylinder Valve), Normally Closed, Stainless Steel Body, Mounting Plate
SAB1S-10A-EBL	Air Operated 2-Port Valve (Cylinder Valve), Normally Closed, Stainless Steel Body, Mounting Plate, Long Life Type
SAB1S-10A-F	Air Operated 2-Port Valve (Cylinder Valve), Normally Closed, Stainless Steel Body, PTFE Seal
SAB1S-10A-FB	Air Operated 2-Port Valve (Cylinder Valve), Normally Closed, Stainless Steel Body, PTFE Seal, Mounting Plate
SAB1S-10A-FBL	Air Operated 2-Port Valve (Cylinder Valve), Normally Closed, Stainless Steel Body, PTFE Seal, Mounting Plate, Long Life Type
SAB1S-15A-C	Air Operated 2-Port Valve
SAB1S-15A-CB	Air Operated 2-Port Valve with Mounting Plate
SAB1S-15A-CL	Long-Life Air Operated 2-Port Valve
SAB1S-15A-E	Air Operated 2-Port Valve
SAB1S-15A-EL	Long-Life Air Operated 2-Port Valve
SAB1S-15A-F	Air Operated 2-Port Valve with High-Temperature Resistance
SAB1S-15A-FB	Air Operated 2-Port Valve with Mounting Plate
SAB1S-20A-C	Air Operated 2-Port Valve
SAB1S-20A-CB	Air Operated 2-Port Valve with Additional Features
SAB1S-20A-CL	Air Operated 2-Port Valve (Cylinder Valve), Long-Life Type
SAB1S-20A-E	Air Operated 2-Port Valve for Steam and Water Applications
SAB1S-20A-EB	Air Operated 2-Port Valve with Extended Temperature Range
SAB1S-20A-EBL	Air Operated 2-Port Valve (Cylinder Valve), Long-Life Type
SAB1S-20A-EL	Air Operated 2-Port Valve for Steam, Water, and Air
SAB1S-20A-F	Air Operated 2-Port Valve with PTFE Seals
SAB1S-25A-C	Air Operated 2-Port Valve (Cylinder Valve), Normally Closed, Stainless Steel Body, PTFE Seal
SAB1S-25A-CB	Air Operated 2-Port Valve (Cylinder Valve), Normally Closed, Stainless Steel Body, PTFE Seal, Enhanced Durability
SAB1S-25A-CL	Air Operated 2-Port Valve (Cylinder Valve), Normally Closed, Stainless Steel Body, PTFE Seal, Long-Life Type
SAB1S-25A-E	Air Operated 2-Port Cylinder Valve, Normally Closed, Stainless Steel Body, PTFE Seal
SAB1S-25A-EB	Air Operated 2-Port Cylinder Valve, Normally Closed, Stainless Steel Body, PTFE Seal, Enhanced Durability
SAB1S-25A-F	Air Operated 2-Port Cylinder Valve, Normally Closed, Stainless Steel Body, PTFE Seal, High-Temperature Resistant
SAB1S-25A-FB	Air Operated 2-Port Cylinder Valve, Normally Closed, Stainless Steel Body, PTFE Seal, Mounting Plate
SAB1S-25A-FBL	Air Operated 2-Port Cylinder Valve, Normally Closed, Stainless Steel Body, PTFE Seal, Long-Life Type with Mounting Plate
SAB1S-25A-FL	Air Operated 2-Port Cylinder Valve, Normally Closed, Stainless Steel Body, PTFE Seal, Long-Life Type




Product	Description
SAB1S-32A-C	Air Operated 2-Port Cylinder Valve, Normally Closed, Stainless Steel Body, PTFE Seal
SAB1S-32A-CB	Air Operated 2-Port Cylinder Valve, Normally Closed, Stainless Steel Body, PTFE Seal, Enhanced Durability
SAB1S-32A-CL	Air Operated 2-Port Cylinder Valve, Normally Closed, Stainless Steel Body, PTFE Seal, Long-Life Type
SAB1S-32A-E	Air Operated 2-Port Cylinder Valve, Normally Closed, Stainless Steel Body, PTFE Seal
SAB1S-32A-F	Air Operated 2-Port Cylinder Valve, Normally Closed, Stainless Steel Body, PTFE Seal, High-Temperature Resistant
SAB1S-32F-C	Air Operated 2-Port Cylinder Valve, Normally Closed, Stainless Steel Body, PTFE Seal, Flange Connection
SAB1S-32F-CL	Air Operated 2-Port Cylinder Valve, Normally Closed, Stainless Steel Body, PTFE Seal, Long-Life Type, Flange Connection
SAB1S-32F-E	Air Operated 2-Port Cylinder Valve, Normally Closed, Stainless Steel Body, PTFE Seal, Flange Connection
SAB1S-32F-F	Air Operated 2-Port Cylinder Valve, Normally Closed, Stainless Steel Body, PTFE Seal, High-Temperature Resistant, Flange Connection
SAB1S-32F-FL	Air Operated 2-Port Cylinder Valve, Normally Closed, Stainless Steel Body, PTFE Seal, Long-Life Type, Flange Connection
SAB1S-40A-C	VALVE
SAB1S-40A-CL	Air Operated 2-Port Cylinder Valve, Normally Closed, Stainless Steel Body, PTFE Seal, Long-Life Type
SAB1S-40A-E	Air Operated 2-Port Cylinder Valve, Normally Closed, Stainless Steel Body, PTFE Seal
SAB1S-40A-F	Air Operated 2-Port Cylinder Valve, Normally Closed, Stainless Steel Body, PTFE Seal, High-Temperature Resistant
SAB1S-40F-C	Air Operated 2-Port Cylinder Valve, Normally Closed, Stainless Steel Body, PTFE Seal, Flange Connection
SAB1S-40F-CL	Air Operated 2-Port Cylinder Valve, Normally Closed, Stainless Steel Body, PTFE Seal, Long-Life Type, Flange Connection
SAB1S-40F-E	Air Operated 2-Port Cylinder Valve, Normally Closed, Stainless Steel Body, Fluoro Rubber Seal, Flange Connection
SAB1S-40F-F	Air Operated 2-Port Cylinder Valve, Normally Closed, Stainless Steel Body, PTFE Seal, High-Temperature Resistant, Flange Connection
SAB1S-50A-C	Air Operated 2-Port Cylinder Valve, Normally Closed, Stainless Steel Body, PTFE Seal
SAB1S-50A-E	Air Operated 2-Port Cylinder Valve, Normally Closed, Stainless Steel Body, PTFE Seal
SAB1S-50A-F	Air Operated 2-Port Cylinder Valve, Normally Closed, Stainless Steel Body, PTFE Seal, High-Temperature Resistant
SAB1S-50F-C	Air Operated 2-Port Cylinder Valve, Normally Closed, Stainless Steel Body, PTFE Seal, Flange Connection
SAB1S-50F-CL	Air Operated 2-Port Cylinder Valve, Normally Closed, Stainless Steel Body, PTFE Seal, Long-Life Type, Flange Connection
SAB1S-50F-E	Air Operated 2-Port Cylinder Valve, Normally Closed, Stainless Steel Body, PTFE Seal, Flange Connection
SAB1S-50F-F	Air Operated 2-Port Cylinder Valve, Normally Closed, Stainless Steel Body, PTFE Seal, High-Temperature Resistant, Flange Connection
SAB1S-8A-C	Air Operated 2-Port Cylinder Valve, Normally Closed, Stainless Steel Body, PTFE Seal
SAB1S-8A-CB	Air Operated 2-Port Cylinder Valve, Normally Closed, Stainless Steel Body, PTFE Seal, Mounting Plate
SAB1S-8A-CL	Air Operated 2-Port Cylinder Valve, Normally Closed, Stainless Steel Body, PTFE Seal, Long-Life Type




Product	Description
SAB1S-8A-E	Air Operated 2-Port Cylinder Valve, Normally Closed, Stainless Steel Body, Fluoro Rubber Seal
SAB1S-8A-EB	Air Operated 2-Port Cylinder Valve, Normally Closed, Stainless Steel Body, Fluoro Rubber Seal, Mounting Plate
SAB1S-8A-EL	Air Operated 2-Port Cylinder Valve, Normally Closed, Stainless Steel Body, Fluoro Rubber Seal, Long-Life Type
SAB1S-8A-F	Air Operated 2-Port Cylinder Valve, Normally Closed, Stainless Steel Body, PTFE Seal, High-Temperature Resistant
SAB1S-8A-FB	Air Operated 2-Port Cylinder Valve, Normally Closed, Stainless Steel Body, PTFE Seal, High-Temperature Resistant, Mounting Plate
SAB1S-8A-FBL	Cylinder Valve
SCM-00-100B-50	cylinder
SCM-00-100B-50-I	cylinder
SCM-00-100B-50-T0H3-D	cylinder
SCM-00-100B-50-T0H3-D-I	cylinder
SCM-00-100B-50-T0H3-D-Y	cylinder
SCM-00-100B-50-T0H3-D-Z	cylinder
SCM-00-100B-50-T0H3-D-ZI	Round Shaped Cylinder SCM, Bore Size 100mm, Stroke 50mm, Double Acting, Standard Type, With Cushion, Rod End Male Thread, With Magnet, Switch Mounting Band Type, Switch Model T0H3, Lead Wire Length 3m, Connector Type D, Indicator Light Z, Lead Wire Type I
SCM-00-100B-50-T0H3-D-ZY	Round Shaped Cylinder SCM, Bore Size 100mm, Stroke 50mm, Double Acting, Standard Type, With Cushion, Rod End Male Thread, With Magnet, Switch Mounting Band Type, Switch Model T0H3, Lead Wire Length 3m, Connector Type D, Indicator Light Z, Lead Wire Type Y
SCM-00-100B-50-T0H3-R	Round Shaped Cylinder SCM, Bore Size 100mm, Stroke 50mm, Double Acting, Standard Type, With Cushion, Rod End Male Thread, With Magnet, Switch Mounting Band Type, Switch Model T0H3, Lead Wire Length 3m, Connector Type R
SCM-00-100B-50-T0H-D	Round Shaped Cylinder SCM, Bore Size 100mm, Stroke 50mm, Double Acting, Standard Type, With Cushion, Rod End Male Thread, With Magnet, Switch Model T0H, Connector Type D
SCM-00-100B-50-T0H-D-I	Round Shaped Cylinder SCM, Bore Size 100mm, Stroke 50mm, Double Acting, Standard Type, With Cushion, Rod End Male Thread, With Magnet, Switch Model T0H, Connector Type D, Lead Wire Type I
SCM-00-100B-50-T0H-D-Y	Round Shaped Cylinder SCM, Bore Size 100mm, Stroke 50mm, Double Acting, Standard Type, With Cushion, Rod End Male Thread, With Magnet, Switch Model T0H, Connector Type D, Lead Wire Type Y
SCM-00-100B-50-T0H-D-Z	Round Shaped Cylinder SCM, Bore Size 100mm, Stroke 50mm, Double Acting, Standard Type, With Cushion, Rod End Male Thread, With Magnet, Switch Model T0H, Connector Type D, Indicator Light Z
SCM-00-100B-50-T0H-D-ZI	Round Shaped Cylinder SCM, Bore Size 100mm, Stroke 50mm, Double Acting, Standard Type, With Cushion, Rod End Male Thread, With Magnet, Switch Model T0H, Connector Type D, Indicator Light Z, Lead Wire Type I
SCM-00-100B-50-T0H-D-ZY	Round Shaped Cylinder SCM, Bore Size 100mm, Stroke 50mm, Double Acting, Standard Type, With Cushion, Rod End Male Thread, With Magnet, Switch Model T0H, Connector Type D, Indicator Light Z, Lead Wire Type Y
SCM-00-100B-50-T0V3-D	Pneumatic Cylinder
SCM-00-100B-50-T0V3-D-I	Pneumatic Cylinder with Modification (I)




Product	Description
SCM-00-100B-50-T0V3-D-Y	Pneumatic Cylinder with Modification (Y)
SCM-00-100B-50-T0V3-D-Z	Pneumatic Cylinder
SCM-00-100B-50-T0V3-D-ZI	Pneumatic Cylinder with Modification (ZI)
SCM-00-100B-50-T0V3-D-ZY	Pneumatic Cylinder with Modification (ZY)
SCM-00-100B-50-T0V-D	Pneumatic Cylinder
SCM-00-100B-50-T0V-D-I	Pneumatic Cylinder with Modification (ZI)
SCM-00-100B-50-T0V-D-Y	Pneumatic Cylinder with Modification (ZY)
SCM-00-100B-50-T0V-D-Z	Round Shaped Cylinder SCM
SCM-00-100B-50-T0V-D-ZI	Round Shaped Cylinder SCM
SCM-00-100B-50-T0V-D-ZY	cylinder
SCM-00-100B-50-T2H3-D	cylinder
SCM-00-100B-50-T2H3-D-I	cylinder
SCM-00-100B-50-T2H3-D-Y	cylinder
SCM-00-100B-50-T2H3-D-Z	cylinder
SCM-00-100B-50-T2H3-D-ZI	cylinder
SCM-00-100B-50-T2H3-D-ZY	cylinder
SCM-00-100B-50-T2H5-D	cylinder
SCM-00-100B-50-T2H-D	cylinder
SCM-00-100B-50-T2H-D-I	cylinder
SCM-00-100B-50-T2H-D-Y	cylinder
SCM-00-100B-50-T2H-D-Z	cylinder
SCM-00-100B-50-T2H-D-ZI	cylinder
SCM-00-100B-50-T2H-D-ZY	cylinder
SCM-00-100B-50-T2V3-D	cylinder
SCM-00-100B-50-T2V3-D-I	cylinder




Product	Description
SCM-00-100B-50-T2V3-D-Y	cylinder
SCM-00-100B-50-T2V3-D-Z	cylinder
SCM-00-100B-50-T2V3-D-ZI	cylinder
SCM-00-100B-50-T2V3-D-ZY	cylinder
SCM-00-100B-50-T2V-D	cylinder
SCM-00-100B-50-T2V-D-I	cylinder
SCM-00-100B-50-T2V-D-Y	cylinder
SCM-00-100B-50-T2V-D-Z	cylinder
SCM-00-100B-50-T2V-D-ZI	cylinder
SCM-00-100B-50-T2V-D-ZY	cylinder
SCM-00-100B-50-T3H3-D	cylinder
SCM-00-100B-50-T3H3-D-I	cylinder
SCM-00-100B-50-T3H3-D-Y	cylinder
SCM-00-100B-50-T3H3-D-Z	cylinder
SCM-00-100B-50-T3H3-D-ZI	cylinder
SCM-00-100B-50-T3H3-D-ZY	cylinder
SCM-00-100B-50-T3H-D	cylinder
SCM-00-100B-50-T3H-D-I	cylinder
SCM-00-100B-50-T3H-D-Y	cylinder
SCM-00-100B-50-T3H-D-Z	cylinder
SCM-00-100B-50-T3H-D-ZI	cylinder
SCM-00-100B-50-T3H-D-ZY	cylinder
SCM-00-100B-50-T3V3-D	cylinder
SCM-00-100B-50-T3V3-D-I	cylinder
SCM-00-100B-50-T3V3-D-Y	cylinder



Product	Description
SCM-00-100B-50-T3V3-D-Z	cylinder
SCM-00-100B-50-T3V3-D-ZI	cylinder
SCM-00-100B-50-T3V3-D-ZY	cylinder
SCM-00-100B-50-T3V-D	cylinder
SCM-00-100B-50-T3V-D-I	cylinder
SCM-00-100B-50-T3V-D-Y	cylinder
SCM-00-100B-50-T3V-D-Z	cylinder
SCM-00-100B-50-T3V-D-ZI	cylinder
SCM-00-100B-50-T3V-D-ZY	Round Shaped Cylinder SCM
SCM-00-100B-50-Y	Round Shaped Cylinder SCM
4KA210-06-AC100V	valve
4KA210-06-AC200V	valve
51-SS5Y5-20-02	valve
51-SS5Y5-20-03	valve
51-SS5Y5-20-04	valve
51-SS5Y5-20-05	valve
51-SS5Y5-20-06	valve
51-SS5Y5-20-07	valve
51-SS5Y5-20-08	valve
51-SS5Y5-20-09	valve
51-SS5Y5-20-10	Plug-in Connector Connection Base
51-SS5Y5-20-11	valve
51-SS5Y5-20-12	MANIFOLD
51-SS5Y5-20-13	MANIFOLD
51-SS5Y5-20-14	MANIFOLD
51-SS5Y5-20-15	VALVE
51-SS5Y5-20-16	VALVE
51-SS5Y5-20-20	VALVE
51-SS5Y5-41-02-01	VALVE
51-SS5Y5-41-02-C6	VALVE
51-SS5Y5-41-02-C8	VALVE
51-SS5Y5-41-03-01	VALVE
51-SS5Y5-41-03-C6	valve
51-SS5Y5-41-04-01	valve
51-SS5Y5-41-04-C6	valve
51-SS5Y5-41-04-C8	valve
51-SS5Y5-41-05-01	VALVE




Product	Description
51-SS5Y5-41-05-C6	VALVE
51-SS5Y5-41-05-C8	valve
51-SS5Y5-41-06-01	VALVE
51-SS5Y5-41-06-C6	VALVE
51-SS5Y5-41-07-01	Valve Manifold Assembly
51-SS5Y5-41-07-C6	VALVE
51-SS5Y5-41-07-C8	Valve Manifold Assembly
51-SS5Y5-41-08-01	valve
51-SS5Y5-41-08-C6	valve
51-SS5Y5-41-08-C8	valvola
51-SS5Y5-41-09-01	VALVE
51-SS5Y5-41-09-C6	valave
51-SS5Y5-41-10-01	valve
51-SS5Y5-41-10-C6	valve
51-SS5Y5-41-10-C8	valave
51-SS5Y5-41-11-01	valave
51-SS5Y5-41-11-C6	valve
51-SS5Y5-41-12-01	valve
51-SS5Y5-41-12-C6	valve
51-SS5Y5-41-12-C8	valve
51-SS5Y5-41-13-C6	valve
51-SS5Y5-41-14-C6	valve
51-SS5Y5-41-14-C8	valve
51-SS5Y5-41-15-01	valve
51-SS5Y5-41-15-C6	valve
51-SS5Y5-41-15-C8	valve
51-SS5Y5-41-16-01	valve
51-SS5Y5-41-16-C6	valve
51-SS5Y5-41-16-C8	valve
51-SS5Y5-41-20-01	VALVE
51-SS5Y5-41-20-C6	valve
51-SS5Y5-42-02-02	valve
51-SS5Y5-42-02-C8	valve
51-SS5Y5-42-03-02	valve
51-SS5Y5-42-04-02	valve
51-SS5Y5-42-04-C6	valve
51-SS5Y5-42-04-C8	valve
51-SS5Y5-42-05-02	valve
51-SS5Y5-42-05-C6	valve
51-SS5Y5-42-06-02	valve
51-SS5Y5-42-06-C6	valve
51-SS5Y5-42-06-C8	valve
51-SS5Y5-42-07-C8	valve
51-SS5Y5-42-08-C6	valve
51-SS5Y5-42-09-C6	valve




Product	Description
51-SS5Y5-42-10-02	valve
51-SS5Y5-42-10-C6	valve
51-SS5Y5-42-12-C6	valve
51-SS5Y5-42-15-02	valve
51-SS5Y5-42-15-C6	valve
51-SS5Y5-42-15-C8	valve
51-SS5Y5-42-16-C8	valve
51-SS5Y5-42-20-C6	valve
51-SS5Y7-20-02	valve
51-SS5Y7-20-03	valve
51-SS5Y7-20-04	valve
51-SS5Y7-20-05	valve
51-SS5Y7-20-06	valve
51-SS5Y7-20-07	valve
51-SS5Y7-20-08	valve
51-SS5Y7-20-09	valve
51-SS5Y7-20-10	valve
51-SS5Y7-20-11	valve
51-SS5Y7-20-12	valve
51-SS5Y7-20-13	valve
51-SS5Y7-20-14	valve
51-SS5Y7-20-15	valve
51-SS5Y7-20-16	valve
51-SS5Y7-20-17	valve
51-SS5Y7-20-18	valve
51-SS5Y7-20-19	valve
51-SS5Y7-20-20	valve
51-SS5Y7-42-02-02	valve
51-SS5Y7-42-02-C10	valve
51-SS5Y7-42-03-02	valve
51-SS5Y7-42-04-02	valve
51-SS5Y7-42-05-02	valve
51-SS5Y7-42-05-C10	valve
51-SS5Y7-42-06-02	valve
51-SS5Y7-42-06-C10	valve
51-SS5Y7-42-07-02	valve
51-SS5Y7-42-08-02	valve
51-SS5Y7-42-08-C10	valve
51-SS5Y7-42-09-02	valve
51-SS5Y7-42-09-C10	valve
51-SS5Y7-42-10-02	valve
51-SS5Y7-42-10-C10	valve
51-SS5Y7-42-12-C10	valve
51-SS5Y7-42-13-C10	valve
51-SS5Y7-42-14-02	valve



Product	Description
51-SS5Y7-42-16-02	valve
ADK11-10A-02C-AC200V	Pilot Kick 2-Port Solenoid Valve
ADK11-15A-02C-AC100V	Pilot Kick 2-Port Solenoid Valve
ADK11-15A-02C-AC200V	SOLENOID VALVE
ADK11-20A-02C-AC100V	Pilot Kick 2-Port Solenoid Valve
ADK11-20A-02C-AC200V	Pilot Kick 2-Port Solenoid Valve
ADK11-25A-02C-AC100V	Pilot Kick 2-Port Solenoid Valve
ADK11-25A-02C-AC200V	Pilot Kick 2-Port Solenoid Valve
ADK11-8A-02C-AC100V	Pilot Kick 2-Port Solenoid Valve
ADK11-8A-02C-AC200V	Pilot Kick 2-Port Solenoid Valve
APK11-15A-C4A-AC100V	Pilot Kick 2-Port Solenoid Valve
APK11-15A-C4A-AC200V	Pilot Kick 2-Port Solenoid Valve
APK11-15A-F2C-AC100V	Pilot Kick 2-Port Solenoid Valve
APK11-20A-C4A-AC100V	Pilot Kick 2-Port Solenoid Valve
APK11-20A-C4A-AC200V	Pilot Kick 2-Port Solenoid Valve
APK11-25A-C4A-AC100V	Pilot Kick 2-Port Solenoid Valve
APK11-25A-C4A-AC200V	Pilot Kick 2-Port Solenoid Valve
DT3000-10-W	Digital Pressure Sensor
DT3000-15-W	Digital Pressure Sensor
DT4000-10-W-M	Snap Drain DT Series
DT4000-10-W-M2	Snap Drain DT Series
DT4000-15-W	Snap Drain DT Series
DT4000-15-W-M	Snap Drain DT Series
DT4000-15-W-M2	Snap Drain DT Series
R1000-6-W	Air Regulator Standard White Series
R1000-8-W	Air Regulator Standard White Series
R3000-10-W	Air Regulator Standard White Series
R3000-8-W	Air Regulator White Series
R3000-8-W-B3	Modular Regulator
R4000-15-W	INTEGRATED REGULATOR + PRESSURE GAUGE
R4000-8-W	Air Regulator
R8000-20-W	Air Regulator




Product	Description
R8000-25-W	Air Regulator
W3000-8-W	Filtre reguelatörü
W4000-15-W	Air Filter Regulator Standard White Series
W4000-8-W	Series Filter Regulator
4KB310 -08	Pneumatic valve
FA731-40A	
4F519E-00-GP-DC24V	SOLENOID VALVE,5/2,24VDC
4F529E-00-GP-DC24V	SOLENOID VALVE
M4F580E-10-GP-S-4-C-FL192828-3	5-Port Solenoid Valve
4F640E-20-GP-S-FL143267-DC24V	5-Port Solenoid Valve
F4000-15-W	Air filter
1126-16C-FX	Filter Element
1126-ELEMENT-X	Air Filter Element
FA731	ELEMENT
SSD-K-20-5	Cylinder
4KB420-15G-B-FL173167-DC24V	Solenoid Valve
4GB310R-10-3	5-Port Solenoid Valve
ADK11-25A-03A-DC24V	Pilot Kick 2-Port Solenoid Valve
M3000-KIT-S	M3000 SPARE KIT
RCC2-00-2531-L	Rotary Clamp Cylinder
RCC2-25K	Repair seal kit for RCC2-00-2531-L
J202-750 - OEM for SHOWA	Motor
GAG432-4-0-B2G-AC110V-ST	3/2 WAY SOLENOID CONTROL VALVE
SCM-00-40GB-525	CYLINDER
FAB41-8-5-12HS-3	Solenoid Valve
SC-25A	Speed controller SC series large caliber type
ABP-12-GB	ABP series air booster
SLW-15A	Silencer SLW series
ADK12-20A-03N-DC24V	Shut-off valve
SCM-T2-00-40D-300	cylinder
SCM-00-40B-300	cylinder
W2000	Filterelement
W3000-10-W-FT	filter regulators
SL-15A	SILENCER
SL-10A	SILENCER
2303-6G-R	Regulator
AF3080P-150	Filter element
4F310-08-AC110V	CKD 5 Port Pilot Operated Valve (1/4" Port Size)
4F310-10-AC110V	CKD 5 Port Pilot Operated Valve (3/8" Port Size)




Product	Description
DSC-C-M5-4	CKD Speed Control Valve with Dial
DSC-C-M5-6	Pneumatic throttle with step adjustment
DSC-C-M5-4-L	Pneumatic throttle with step adjustment
DSC-C-M5-6-L	Pneumatic throttle with step adjustment
2216-16C	regulator
W1000-8G-W	- REGULATOR FILTER
L1000-8G-W	Lubricator
4F210-08-DC24V	Valve
SSD-KL-50C-10	AIR CYLINDER
SVB1A-25A-02GSB-DC24V	VALVE
AG41-02-1-AC110V	Solenoid Valve
R1000-8G-W-NT	CKD Regulator
SRL2-00-25B580	cylinder
SRL3-00-25B-580	rodless cylinder
SSD-KL-80-43-FL221573 oem	Custom OEM Component
MS-00-RL	Valve
4F621-20-K3-FL171077	5-Port Solenoid Valve
4F529-00-GP-DC24V	SOLENOID VALVE,5/2,24VDC
PV5G-8-FG-S-5-N	Pilot Operated 5-Port ISO Valve
PV5G-8-FG-D-5-N	Pilot Operated 5-Port ISO Valve
SVB1A-40N-02HS-DC24	Brake cylinder valve
R1000-8G-NT	pressure reducer
SSD-L-50-20-N	Compact Cylinder
F4000-15G-W	Air Filter Standard White Series
4F330E-10-GP-S-FL153558-DC24V	5/3 CLOSED CENTER PILOT KUM. VALVE
4F320E-10-GP-S-FL153558-DC24V	Valve
V3000-10-W	valve
3000-10N-F	filter/regulator
J202-750	High-Performance Pneumatic Cylinder
PPE-P10-H6-B	SENSOR
SSD2-100-20	cylinder complete
SSD2-100K	Compact Slide Cylinder
4KB119-00-M1B-AC110V	Pneumatic valve
DSC-C-M5-4-F	Speed Controller with Adjusting Dial
J204-038 OEM	CKD Motor
2304-16G 2"	BSPP REGULATOR
EVR-2509-28-E2-S1C	ELECTRONIC PRESSURE REGULATOR
4KA230-06-L-A-DC24V	SOLENOID
4F410E-TP-NC-X	Solenoid Valve
EV0100-2M5	I/P Positioner




Product	Description
SL-40A	Silencer
SI-50A	Silencer
2215-6C-HG	Large Bore Regulator
2302-4C-R	AIR REGULATOR
CHB-R1-10	PNEUMATIC CONTROL VALVE
SCM-T2-00-40B-300	CYLINDER D40 C300
4KA310-08-DC24V	SOLENOID VALVE
PF8000F-40	AIR FLOW SENSOR
STR2-M-10-20-K0H-D-M1	cylinder
CKS-16CS-T2V5-H	TRACK HOLDER
4F620-20-L-DC24V-ST	Solenoid valve
SCG-00-50B-100-T0H5-D	Tie Rod Cylinder
SRL3-00-20GB-760	Stainless Steel Cylinder
PPX-R10P-6G-KA	DIGITAL PRESSURE SWITCH
4KB119-00-L-DC24V	valve
4GB229R-00-A2NK-3 (DC24V)	Valve
4GB229R-00-A2NK-4 (DC12V)	5-Port Solenoid Valve
4F630E-20-GP-S-FL143267-DC24V	5/3 (CLOSED CENTER) DOUBLE LEFT. VALVE
4F610E-20-GP-S-FL143267-DC24V	5/2 SINGLE SOLENOID VALVE
4F530E-15-GP-S-FL143265-3	5-Port Solenoid Valve
1138-8C	air filter
1138-ELEMENT	Filter element
HMF-32CS	PARALLEL GRIPPER
SW-T3PH	SENSOR
AB21-02-2-A-AC220V	Coil
2216-16-G	Regulator
FCD-K-50-45-N	Pneumatic Cylinder
V3301-10-W-3	3-Port Solenoid Valve
4F640 0.15-1.0	Valve
W3000-ELEMENT	Filter element
4F640-15-AC110V	5-Port Solenoid Valve
J202-229-SM	Synchronous Motor
4KA310-08-C-DC24V	Solenoid Valve
EVD-3900-008AP-3	Regulator
SSD2-L-32-10-TOV3-D	Cylinder
CVSE2-15A-30-02HST-3	Solenoid valve
4GE129R-00-A2N-3-ST	5-Port Solenoid Valve
4GE149R-00-A2N-3-ST	5-Port Solenoid Valve




Product	Description
4GE139R-00-A2N-3	solenoid
JSC4-LN-FB-125B-300	PNEUMATIC CYLINDER
NPV2-25A-N	Vacuum Generator
GNAB-X445-R-FL	Valve
AP11-10A-03A-DC24V	Solenoid valve
4F220-08-DC24V	Solenoid valve
SC1-8	SPEED CONTROL VALVE
SC1-8G	Speed Controller
EVR-2500-08-S1	ELECTRONIC PRESSURE REGULATOR
3PA110-M5-BS-ST-3	Direct Acting 3-Port Solenoid Valve
HSV-B-8	MOTORIZED VALVE CONNECTOR
SW-T2YV	Cylinder magnetic (REED) SWITCH
RA800-8-P	PRESSURE REGULATOR
MDC2-10-10	ULTRA-COMPACT MICROCYLINDER
STGM-4075	Guided Cylinder
STGM-3250	Guided Cylinder
SCM-00-40B-100	Super Micro Cylinder
SSD2-L-20D-30	Super Compact Cylinder
SSD2-L-20D-10	Super Compact Cylinder
SSD2-L-20D-15	Super Compact Cylinder
SSD2-L-63D-75	Super Compact Cylinder
SSD2-L-40D-25	Super Compact Cylinder
SSD2-L-32D-75	Super Compact Cylinder
4KB249-00-L-AC110V	Valve
FH116-D	PARALLEL OPENING PNEUMATIC CLAMP
CVSE3-15AX258-FL409919	valve
3PB219-L-3-ST	Valve
CVSE2-15A-70-03R-3-ST	AIR OPERATED VALVE
CVSE2-50A-05-03R-3	VALVE
SMW2-8A	valve
CVSE3-20A-35-02HSB-3-ST	VALVE
W3000-8-W-FL405141	FILTER REGULATOR
M3000-8-W-FL471531	FILTER UNIT
EXA-C8-02HS-3-ST	valve
FAB21-6-2-12HS-3-FL534236	VALVE
JSC4-LN-FA-125B-100-T2YD5-D	PNEUMATIC CYLINDER
JSC4-N-TC-125B-230	PNEUMATIC CYLINDER
F3000-BOWL-GUARD-W	Filter Regulator Bowl Guard
F3000-W-BOWL-F	POLYCARBONATE CUP WITH O-R E, AUTOMATIC DISCHARGE




Product	Description
AB41-02-5-M3ABZ-DC24V	SOLENOID VALVE
CMK2-C-CC-40-125-F	AIR CYLINDER
SSD2-40D-35	Super Compact Cylinder
SSD2-L-32-75	Super Compact Cylinder
SSD2-25D-50	Super Compact Cylinder
SSD2-16D-15-N	Super Compact Cylinder
SSD2-25D-10	Super Compact Cylinder
SSD2-12D-25-N	Super Compact Cylinder
W4000-15G-W-F	Filter regulator
P4100-15G-W-R	Pressure switch
R4000-15G-W	Air Filter Regulator
3PB219-M1B-3	coil
EVR-2509-28G-E2-S1C	High precision electro pneumatic regulator
HSVC2-8-4H	Manual Switch Valve
HSV-10G-4H	LEVER VALVE
APS-6D3-W	Compact Mechanical Pressure Switch
4GA249R-C6-BH-3-ST	Valve
FCD-L-50-50	piston
4GA249R-06G-BHK-2	5-Port Pilot Operated Valve
C4010-15-W-F1T8-G45P	F.R.L. Combination Unit
L4000-15-W	Lubricator Standard White Series
W4000-15-W-F1T8-G45P	Filter Regulator Standard White Series
BNE-8-P10F	Silencer
CMK2-C-20-75	CYLINDER
R800-25G-W	regulator
F3000-W-BOWL	
AS-03-A 172	Specific product information not available
EVD-1500-008SN-3	ELECTRONIC PRESSURE REGULATOR
FX1011-15-W	Drain separator Air panel
SCA2-CA-50N-150	AIR CYLINDER
GPS3-P-KA	GAP SWITCH
NAP11-20A-1	External pilot type 3-port air operated valve UNI (NAP11~)
AG41-02-1-AC24V	Direct Acting 3-Port Solenoid Valve
WFK2-100DCCAN	Karman Vortex Flow Sensor
RSV-50F-210-DC24V	valve
EVD-3900-008GAP-3	Digital Electro Pneumatic Regulator
SW-T2YLH3	Cylinder Switch
EVD-1900-008AP-3	pneumatic regulator
LCM8-10-L	piston
B110-W	FIXING BRACKET
USB3-6-2-B-DC24V-ST	solenoid valve block with coil
LHAG06CST2HH	LINEAR GUIDE HAND PARTS CATCHER/HAND




Product	Description
CVE3-50A-35-B	Coolant valve
AMD01 3R-10BUP-00N4F	PART
AMD31 3R-15BUP-00N4F	PART
4KA210-06-L-A-AC100V-ST	valve
AG31-02-1-AC220V	Direct Acting 3-Port Solenoid Valve
SW-T2H	CKD cylinder switch
SCPD3L-00-06-30	PNEU CYLINDER TURNING UNIT
FH125-D	Feather Hand (Mini Parallel Hand)
FX1011-10-W-FM1	Detector
F2000-10-W-F1M1	Filter
M4000-10-W-F1M1S	Air filter
M3000-10-W-F1M1	Filter
SD401D-05-W	Air dryer
M4000-W-BOWL-F1	Oil Mist Filter Bowl Assembly
M3000-W-BOWL-F1	COMPLETE AUTO DRAIN CUP. FOR M3000 MICROFILTER
4SA019-M3-C2-3	Solenoid Valve
CMK2-C-CC-20-50-T2H5-D-Y	Small Bore Size Cylinder
SW-R33	switch
JSC3-TC-63B-300	BRAKE CYLINDER
W3000-10-W-MX1	Filter Regulator
GWS8-10-E	Bulk Head
PLL-C12	AND Element
PLN-C12	NOT Element
MS-41-SE2	Mini Limit Switch
GWS4-6P	Fitting
GWS6-8P	Fitting
GWT8-0	New joint GWT series
GWT4-0	T-fitting
CVSE3-15A-70-02G-1	Solenoid valve
ADK11-20A-02GBS-AC100V	SOLENOID VALVE
SRL3-40K-2100	Pneumatic cylinder repair accessories
JSC3-63K	Gasket kit
JSC3-N-TC-140B-1870	Cylinder pneumatic
JSC3-63	brake unit
PV5G-8-FG-D-1N	SOLENOID VALVE
4KA210-06G-B-DC24V-ST	SOLENOID VALVE
4KA210-06G-B-DC24V	Solenoid Valve
ADK11-20A-02GBS-AC200V	Pilot Kick 2-Port Solenoid Valve
PKA-10-27 (AC100V)	valve




Product	Description
PKA-10-27 (AC200V)	Specific product information not available
SSD-L-63D-10-TOH3-D-N	Specific product information not available
SSD-QL-40-30-R-TOH3-D-N	Compact Cylinder with Position Lock
SCA2-D-FA-50B-150-TOH3-D	Medium Bore Size Cylinder
SSD-L-63D-30-TOH3-D-N	Compact Cylinder
SSD-L-40D-5-TOH3-R	Compact Cylinder with Switch
SSD-L-40D-15-TOH-D	Compact Cylinder with Switch
SSD-L-25D-25-TOH3-D	Compact Cylinder with Switch
SSD-L-63D-20-TOH-DN	Compact Cylinder with Integrated Switch
SSD-QL-50-30-R-TOH3-D-N	Compact Cylinder with Position Lock
FCD-KL-25-80-MOV3D-N	Flat Cylinder with Position Lock
SCM-00-40B-100-TOH3-D-Y	Compact Slide Cylinder
YS-04	Y STRAINER
SSD-L-40D-15-TOH3-D	Compact Cylinder with Integrated Switch
ADK11-25A-02E-AC220V	CYLINDER
SVB1A-25A-02H-DC24V-ST	CYLINDER VALVE
4F110-08-AC110V	Solenoid Valve
ADK11-25A-H-DC-PD-KIT	DIAPHRAGM KIT
ADK11-25A-02GS-DC24V-ST	VALVE
CMK2-LS-20-45-Y	Double acting cylinder
JSC4-N-FA-125-NB-600	LOCKING CYLINDER
4SB029-00-C2-3	solenoid valves
AB21-02-3-A-DC24V	valve
ADK11-20A-02E-DC24V	Pilot Kick 2-Port Solenoid Valve
M8000-KIT-S	Consumable Parts Kit for Oil Mist Filter (S Type)
M8000-KIT	Consumable Parts Kit for Oil Mist Filter (M Type)
W8000-KIT	Consumable Parts Kit for Filter Regulator
M300-W-Bowl-F1	receptacles
4F310-10-FNC-DC24V-ST	4F series pneumatic valve Pilot type 5 port valve
SSD-32-15	SHORT STROKE CYLINDER
SSD-125-30-N	Cylinder
SSD-32K	Seal Kit
SSD-125K	Seal Kit
M3000-10-W-F1	DISOLIATOR MICROFILTER



Product	Description
4F310-10-F-DC24V-ST	4F Series Pneumatic Valve Pilot Type 5 Port Valve
CMK2-CC-32-50-Y	Cylinder
4F210-08-AC100V	5-way connecting valve
ETS-530F1-015020-YBW-FLA23157	CYLINDER
EBS-05LE-050200NNN-Y1CB	CYLINDER
ETS-440A1-025020-YNW-FLA22606	CYLINDER
ETS-440A3-025020-YNW-FLA22609	CYLINDER
ETS-530F3-025010-YBW-FLA22615	CYLINDER
EBS-05LE-100650NNN-Y1CB	CYLINDER
4GA219-06G-B-3-K2	Solenoid valve
RC2000-8-P90	Clean regulator
G49D-6-P10-P94	General-purpose pressure gauge
G59D-8-P10-P94	General-purpose pressure gauge
SSD-D-25-10-FL243864	Cylinder
AB42-02-1-02G-AC220V	Solenoid valve 2/2 N.A.
SAB1-40A-O	CYLINDER
3PA110-M5-B-3-FL170587	Specific product information not available
S192-07-TC422	CONNECTOR
LMB-SR-20-FL346092	Liner rail lock
1138-BOWL-F	Specific product information not available
VNA-25-AC100V	Quick-Open Gas Cutoff Valve
VNA-25-AC110V	Quick-Open Gas Cutoff Valve
SAB1A-32A-0	VALVE
CHV2-25	Check Valve
R6000-20-W	REGULATOR + INTEGRATED MANOMETER
M4000-MANTLE-ASSY	Mantle Assembly for M4000 Series
SCG-FB-100B-950-T3PH3-D	CYLINDER WITH SWITCH
SCK-00-30	shock absorber
4KB219-00-L-FL196199-DC24V	valve
DSC-8-8-I	speed controller
SW-R0	MAGNETIC SENSOR
4GA119R-M5-E21-3-ST	valve
4GA219R-06-BH-1 ST	solenoid valve
C3000-10-W-FZ 5	MAINTENANCE UNIT




Product	Description
APK11-8A-B3M-DC24V 5	2/2 24V solenoid valve
SW-T0V	MAGNETIC SENSOR
4GB119R-00-E2-3-ST	VALVE
M3000-8-W-F1	DISOLIATOR MICROFILTER
W3000-8-W-F	filter regulators
4KA210-06G-L-DC24V- ST	solenoid valve
4F310E-08-TP-X- DC24V	Solenoid Valve
4KB429-00-B-DC24V	4-Port Pneumatic Solenoid Valve
4F210-08-DC24V-ST	solenoid valve
USG3-6-2-DC24V	Specific product information not available
2304-R-KIT	Consumable Parts Kit for 2304 Series Valves
QEV2-6G	QUICK EXHAUST VALVE
QEV2-8G	VALVE
SCA2-00-40B-75	Medium Bore Size Cylinder
MDC2-Y-10-4	ULTRA-COMPACT MICROCYLINDER
F4000-10G-W-FZ	AUTOMATIC DRAIN FILTER
F4000-15G-W-FZ	AUTOMATIC DRAIN FILTER
4F620-15-BL-AC110V	AIR VALVE
SSD-L-25-40	MAGNETIC SHORT STROKE CYLINDER
SW-T3H	MAGNETIC SENSOR
STG-M-20GN-30	Specific product information not available
F6000-20G-W-F	Standard White Series Air Filter
4KA210-06-M1L- DC24V	Pilot-Operated 5-Port Solenoid Valve
F4000-ELEMENT	Filter Element
F4000	FILTER ELEMENT
M2000-W-BOWL-F1	BOWL
MDC2-10-4	Cylinder
MDC2-Y-6-8	Cylinder
HCA-LB-40B-783	HIGH SPEED CYLINDER
SC3W 15-12	Specific product information not available
L3000-10-W	3/8" - LUBRICATOR, WHITE.
P4000-10-W	Mechanical Pressure Switch
SCM-00-32B-520	cylinder
W3100-10-W-F1T8- G40P	Filter Regulator
AD11-25A-03A- AC100V	2-Port Solenoid Valve
FHB21-6-2-B4A-2	valve
FCD32-30	CYLINDER
FSC-32K	SEAL KIT
J205-163	LUBRICATION MOTOR
USB3-6-1-DC12V	VALVE SOLENOID 2/2 NC RC1/8 12VDC




Product	Description
STR2-M-10-30	cylinder
4KB219-00-BS-AC24V	Solenoid Valve
DSG-25	valve
SCA2-80K	Repair Kit
EVD-1900-208AP-3	ELECTRONIC PRESSURE REGULATOR
4KB219-00-B-DC24V-ST	5-Port Pilot-Operated Solenoid Valve
A2-3400-03-12-DC24V	Nitrogen Valve
LCR-Q-12-75-S1	Specific product information not available
SSD-KL-80-40-FL221573	CYLINDER
SSD-80K-FL221573	Specific product information not available
ADK11-20A-02C-AC220	Solenoid Valve
4F210-08-AC110V	5-Port Pilot-Operated Solenoid Valve
4KB219-L	valve
J209-021-SM	electric motor
USB3-6-3-B-DC24V	2-port solenoid valve
FCD-KL-50-50	cylinder
MRL2-6-150	PNOMATIC CYLINDER
M3000-8-F1	Specific product information not available
AF3048P-ELEMENT-KIT	Replacement Element Kit for AF3048P Main Line Filter
AF3048P-GASKET	Replacement Gasket for AF3048P Main Line Filter
AF3080M-ELEMENT-KIT	Replacement Element Kit for AF3080M Main Line Filter
AF3080P-GASKET	Replacement Gasket for AF3080P Main Line Filter
2302-2C-R	Dial Air Regulator with Remote Control Capability
W3000-8-FMT8	filter regulators
F1000-8G	Air Pressure Filter
R1000-8G-G3	Compact Regulator with Embedded Pressure Gauge
L1000-8G	Lubricator
C1000-8G-W	maintenance unit
4GB229R-00-BH-3-ST	5-Port Pilot-Operated Solenoid Valve with Pressure Sensor
SCM-32BK	GASKET KIT
AB31-02-5-N2EB	2-Port Solenoid Valve for Air and Water
FCK-M-5	Specific product information not available
CHV2-8-J	<ul style="list-style-type: none"> Model: CHV2-8-J Manufacturer: CKD Type: Check Valve Port Size: Rc 1/4 Max. Working Pressure: 1 MPa Min. Working Pressure: 0.03 MPa Cracking Pressure: 0.02 MPa Features: Compact and lightweight design, prevents reverse flow of fluids such as compressed air, available in various port sizes, optional fluoro rubber and oil-prohibited specifications
PV5G-8-FG-S-3-N	ISO2 MONOSTABLE SOLENOID VALVE
WFK3032C-15-A0N0	Vortex flow sensor for water with display
SW-T2V	CKD cylinder switch




Product	Description
CHB-R1-15	
GPS2-07-15-PGC0	GAP SENSOR
AB41-03-7-03A-DC 24V	Solenoid Valve
F3000-ELEMENT	Filter Element
F3000-10-W-FMY	
M4000-MANTLE-ASS.Y-S	Mantle Assembly for M4000 Series Oil Mist Filter
F3000-BOWL-GUARD-W PROTECTION	Bowl Guard with Protection for F3000 Series Filters
F3000-10G-W-FX1	Specific product information not available
4SA010-C1	Valve
1126-KIT	Specific product information not available
4KB419-00-B-3 // 4KB419-00-B-DC24V	5-Port Pilot-Operated Solenoid Valve
4KB419-15G-B-3	Specific product information not available
SCA2-LB-40B-350-T	cylinder
V3301-15G-W-B-3-S	soft start valve
4SA010-M3-C2-3	E.Valve
4KB229-00-B-AC100V	valve
4KB229-00-B-DC24V	5-Port Pilot-Operated Solenoid Valve
EDM-50-1200	MAGNETIC ISO-VDMA CYLINDER
EDM-80-1200	MAGNETIC ISO-VDMA CYLINDER
4GE329R-00-A2N-3	SOLENOID VALVE BASE
4GE319R-00-A2N-3	SOLENOID VALVE BASE
GPS3-P	Sensor
W300-8-W-FL405141	Filter regulator
4GB250R-08-E2-3	SOLENOID VALVE
4KA240-06-L-DC24V	SOLENOID VALVE
FAB21-6-2-12HS-3-FLA30311	Solenoid Valve
3PB219-B0-DC24	valve with manual control not lockable
F3000-8-W-FYX1	FILTER ELEMENT
4F320E-08N-TP-X-AC220V	VALVE
4F310E-08N-TP-X-AC220V	Solenoid Valve
MS-00-ESP-G	Specific product information not available
ADK11-10A-03A-DC24V	Valve
2302-6C	pressure regulator. pilot-controlled
SSD-40K	Specific product information not available
4KA319-08G-B0-DC24V	5-Port Pilot-Operated Solenoid Valve
R1100-6-W	REGULATOR
SCA2-LB-63B-2035	cylinder
SCK-00-8	decelerator




Product	Description
USB3-6-1-M-DC24V	On-Off Solenoid valve
4GB230R-08-B-3	solenoid valve (24vdc)
SCA2-LB-100B-400	Medium Bore Size Cylinder with Axial Foot Mounting
JSC4-N-TC-160B-300-M	Specific product information not available
JSC4-N-FA-180B-50-M	Double Acting Brake Cylinder with Foot Mount
4KA210-06-L-A-DC24V-ST	5-Port Pilot-Operated Solenoid Valve
1138-8C-S310	Specific product information not available
4GA239-06-B-FL288128-3	SOLENOID VALVE
W3000-10-W-F	F.R.L UNIT
3QRA120-M5-D2N-FL480254	Direct Acting 3-Port Solenoid Valve
SCM-00-80D-28	cylinder
PV5G-6-FG-S-1-N	Valve
MX4000-MANTLE-ASSY	FILTER ELEMENT FOR MX4000
M3000-8-W-F1M	submicrofilter
4GA320-B	HOSE
SSD2-L-40-20-T0H3-D	CKD cylinder
JSG-00-63B-155-T0H3-D-Y	CKD cylinder with brake
SCM-TA-40B-122-T0H3-D-YB2	CKD cylinder
USB2-M5-2-0-DC24V	solenoid valve
4F710-25-L-DC24V-ST	5/2 valve
SCM-LB-32B-420	CYLINDER
SAB1W-50A B	VALVE
J202-735	Specific product information not available
W3100-10-W-FX1	Regulator filter
FX1004-10-W-F	Condensate separator
JSC3-CB-63B-150	CYLINDER
M4000-15-W-F1SX1	Submicrofilter
L3000-8G-W	Lubricator Assembly
4GA119-C4-A2N-3	solenoid valve
4G1-CHECK-VALVE	Specific product information not available
V3000-15G-W	VALVE
V3000-15-W	manual shut-off valve
EVR-2500-28-E2-S1C	High-Precision Electro-Pneumatic Regulator
4GA119R-C4-A2NH-3	VALVE
SCA2-FA100B-250	CKD cylinder
W4000-10-W-FT8	pressure regulator
AB31-02-3-AC220V-ST	valve
M3000-10-W-F1S	FILTER
M4000-W-BOWL-F1M1	CKD metal container, including O-ring




Product	Description
N3GA1770R-C4-E22-3	Electromagnetic Valve
W4GB229-00-MH-3 ST	SOLENOID VALVE
KOM764381032H	Specific product information not available
F3000-BOWL-W	POLYCARBONATE CUP
SRL3-00-40GB-460	CYLINDER WITHOUT STEM
RCC2-FB-50-70-L-T2YD-D	CYLINDER
RCC2-FB-50-70-R-T2YD-D	CYLINDER
PV5G-6-FG-S-3-N	Valve
4GA210R-C6G-B-3-ST	valve
4GA210R-C6G-B3	Valve
4GE310R-10-B-3	5-Port Pilot-Operated Solenoid Valve
RP2000-10-08	Precision Regulator
ADK11-10A-02E-DC24V	Pilot Kick 2-Port Solenoid Valve
PPG-C-PP-6B2	PRESSURE SWITCH
4KB119-00-BRI-FL548504-DC24V	VALVE
R4000-10-W	Air Regulator Standard White Series
R4000-10N-W	Specific product information not available
R4000-10G-W	REGULATOR
W2000-10-W-F1T8	AUTOMATIC DRAIN REGULATOR FILTER
AD11-20A-02E-AC100V-ST	media valve
W3000-8-W-FMT8	REGULATOR FILTER
3PB219-00-M1B-3	Solenoid Valve
AB41-03-7-02G-AC110V	valve
CMK2-00-25-125	cylinder
CMK2-CC-25-25	Small bore size cylinder
4KA240-06G-L-DC24V	5-Port Pilot-Operated Solenoid Valve
B130	Specific product information not available
SCM-00-20D-200-T0H3-H	Cylinder
SCM-CA-20D-75-T0H3-D-Y	COMPACT CYLINDER WITH CLEAN PROFILE
W4GB219-00-3	SOLENOID VALVE
CVSE2-15A-05-02HB-3	SOLENOID VALVE
CVSE2-15A-05-02HSB-3	SOLENOID VALVE
W3000-8-W-F1	REGULATOR FILTER
2304-16G	pressure regulator
SW-T0H	MAGNETIC SENSOR
4KB239-00-L-DC24V-ST	solenoid valve
W4GB219-00-H-3	Solenoid valve




Product	Description
4G2R-CHECK-VALVE	Check Valve for 4G Series Solenoid Valves
AB21-02-2-A-AC200V	Direct Acting 2-Way Solenoid Valve
PDV2-50A-AC110V.	CELNOID VALVE
SC1-15	SPEED CONTROLLER
AX4009TS-DM02-J1-P3-SU5	ABSODEX ELECTRONIC POSITION
AB21-02-5-AC220V	Solenoid Valve
EVD-1900-008GAP-3	ELECTRONIC PRESSURE REGULATOR
COVN2-N-ACTUATOR-DC24V	VALVE FOR COVN2 ACTUATOR
1126-16C-Y	FILTER
STL-M-50-75	GUIDED CYLINDER (BUSHINGS)
1126-KIT-Y	1126 filter KIT
DVL-S-06-H44-080	FLOW REGULATOR WITH GRADUATED KNOB
4KA230-06G-B0-DC24	solenoid valve
ADK11-8N-02C-AC110V	Pilot Kick 2-Way Solenoid Valve
ADK11-15N-02C-AC110V	Pilot Kick 2-Port Solenoid Valve
HVB412-10N-6-2CR-AC110V	High Vacuum Solenoid Valve
C19207N	MINI DIN CONNECTOR
4K1L-L-COIL-DC24V	Coil
4GB139R-00-A2N-3	Solenoid Valve
GPS2-07-PGC3-BL-GW2-W-FL412965	Contact Confirmation Switc
W3100-10-W-FM1X1	Reverse Filter Regulator
SSD2-12-10	Compact Cylinder
DVL-N-06-H66-020	Needle Valve with Adjustment Dial
W3000-10-W-FT8X1	REGULATOR FILTER
RA800-8-L	PRESSURE REGULATOR
W4000-15G-W-F1	Filter Regulator
4GB339R-00-B-3	Valve
4GB349R-00-B-3	Valve
4GB440-15G-B-3	5-Port Pilot-Operated Solenoid Valve
4GB259R-00-B-3	5-Port Pilot-Operated Solenoid Valve
SAB1W-25A-O	WATER VALVE 1" 2/2
4GB449-00-B-3	4-Port Solenoid Valve
GAG412-1-0-B-AC110v	SOLENOID VALVE
GAG412-1-0-B-110v	2-Port Direct Acting Solenoid Valve
container for FX1011-15-FX1	CRAIN SEPERATOR
CHBF-R1-25	ACTUATOR
NRJB500B-SSC6	PRESSURE REGULATOR
FPV-6A-6A	Valve
R1000-8-W-T8	Air regulator



Product	Description
GAB412-1-0-AC220V	2-Port Direct Acting Solenoid Valve
SM-25h-CA-PS	set piston
W4000-15-w-FYT8	Filter Regulator
MS-00-TG	TOGGLE SWITCH
EVD-1500-008AP-C3-3	Digital Electro-Pneumatic Regulator
FX1011-15-FX1	CRAIN SEPERATOR
F4000-W-BOWL-F	BOWL
EVD-1500-008AP-3	Digital Electro-Pneumatic Regulator
HLB-20CS	Thin Parallel Hand (Bearing Guide)
2303-8C-R	PART
2303-R-KIT	Repair Kit
GPS2-07-15-PYE	DIFFERENTIAL PRESSURE SWITCH
GNAB-X446-INNER-FL-254838	Compact Air Operated 2-Port Valve
4KB139-00-B-DC24V	solenoid valves
4KB119-00-B-DC24V	solenoid valves
RV3S300-270-45	Rotary Actuator Vane
T3H	Proximity Switch
4GD319R-C6-E2C-3-ST	5-Port Pilot Operated Valve
NP13-25G-12G-3	High-Performance Pneumatic Cylinder
W8000-25G-W-F	Pneumatic Filter & Amp
2215-10C-H	REGULATOR
JSC4-N-140K	REPAIR KIT
4KA240-06-L-A-DC24V	solenoid valve
SCA2-TC-80B-100	Standard Air Cylinder
M3000-10-W-F1M1X1	Oil Mist Filter
GNAD1-1-0-3	ACTUATOR ONLY
EVR-2500-28-E2	Electro-Pneumatic Regulator
HCM-00-50B-1300-HL30585	Hydraulic Cylinder
HCM-00-50B-1300	HIGH SPEED CYLINDER
SRL3-25K-580	Shock Absorber
R1100-08-W	Regulator with Backflow Function
R1100-8G-W	REGULATOR
CHV2-25-A	Check Valve
J202-443-SM	Solenoid Valve
3PB210-08-M1B-3	Direct Acting 3-Port Solenoid Valve
Cod.M3000-MANTLE-ASSY	FILTER ELEMENT FOR MICROFILTER M3000 - F3-550570
Cod. F3000-ELEMENT	Replacement Filter Element for F3000 Series
SCM-M-LB-25D-129-FP1	Compact Slide Cylinder
J202-736	motor
SAB1W-25A-0	Valve
4KB319-00-M1LS-DC24V	Pilot-Operated 5-Port Solenoid Valve



Product	Description
4KB410-15G-B-DC24V	Pilot-Operated 5-Port Solenoid Valve
4F110-08AC100V	Pneumatic Valve
4F410-10-DC24V	solenoid valve
4GB249R-00-E3	Pilot-Operated 5-Port Valve with Pressure Sensor
3PA110-M5-BS-3-ST	SOLENOID VALVE
ABP2-02R-NNN-HP1	PRESSURE MULTIPLIER-REGULATOR
M8000-25G-W-F1	Oil mist filter
AB31-02-4-02G-DC24V	Direct Acting 2-Port Solenoid Valve for Dry Air
SSD-KT2L-20-60-T2YH5-D	High-Speed Slide Table Cylinder
4GA219R-C6-BH-1	Port Pilot Operated Valve
ABP2-02G-GHB-HP1	PRESSURE MULTIPLIER-REGULATOR
RB500-SSC6	Compact Regulator with Reverse Flow Function
RB500-SSC6L	Compact Regulator with Reverse Flow Function and Elbow Fittings
CHB-15	BALL VALVE
L3000-8-W	Lubricator
L3000-10G-W	3/8" - LUBRICATOR, WHITE.
FSM3-L101U2BA1H2N-B	RAPIFLOW - ELECTRONIC FLOW METER
UMG1-T1-DC24V	VALVE
PPE-V01A-H6-B	vacuum sensor
SCM-00-20B-300	CYLINDER
SSD-K-80C-35-FL438911	CYLINDER
C4000-15G-W	Modular Type FRL Combination Standard White Series
L4000-15G-W	LUBRICATOR
B410-W	FIXING BRACKET
WFK3012M-15-P0	WATER FLOW METER
F2000-10-W-F1	Standard White Series Air Filter
GPS2-07-15-PGL	DIFFERENTIAL PRESSURE SWITCH
4KA239-06-L-A-DC24V	5-Port Solenoid Valve
FX1011-15-W-FX1	CONDENSATE SEPARATOR
FX1011-1S-W-FX1	Modular Air Filter
4SA010-M3-3	Ultra-Compact 5-Port Solenoid Valve
W3000-10G-W-F1Y	REGULATOR FILTER
IX-K90029-85004237030	Cam Follower
J209-021	motor
4F310E-08-TPX-NAMUR-FL421872-H	MONOSTABLE SOLENOID VALVE 5/2 ASH
MD C2-8-4	Compact Cylinder
C4000-15N-W	Modular Type FRL Combination Unit
SCG-100BK	Gasket kit
4F620-20-BLK-AC110V	Outdoor Use 5-Port Solenoid Valve
SC1-15G	Medium Bore Size Speed Controller
DSC-15-12-I	REGULATOR




Product	Description
FK-M10	Simplified Floating Joint
GFAB51-6-0-12HS-3	Direct Acting 2-Port Solenoid Valve
FFBM-5108A505A3L3	Direct acting 2-port solenoid valve, manifold
FFBM-5100A500A3L3	Direct Acting 2-Port Solenoid Valve MULTI-FIT®
PV5G-8-FG-S-6	SWITCHES
W3000-8-W-FT	REGULATOR FILTER
AG41-02-2-AC24V	solenoid valve
M3000-8G-W-F1	Oil Mist Filter
W3000-8-FT	FILTER
SCG-Q-00-63B-120-H	Cylinder
4GD330R-08-BC-3	Valve
PPX-R01P-6G-KA	DIGITAL PRESSURE SWITCH
SC3W-6-6	adjustable flow regulator
4KA410-10N-M1LS-DC24V	electrovalve
4KA310-08N-M1LS-DC24V	Electrovalve
W3100-10-W-F1T8	Filter Regulator with Reverse Flow Function
4 KA 310 08G MIL	COIL VALVE
MDC2-10-10-N13	Compact Cylinder
4F310E-NM-TP-X	VALVE
CVSE2-25A-05-B2GS-3	SOLENOID VALVE
4F410-K	Pilot-Operated 5-Port Solenoid Valve
4F420-K	Pilot-Operated 5-Port Solenoid Valve
4KA221-06	valve
W8000-25G-W	REGULATOR FILTER
W1000-8-W-T8	Standard White Series Filter Regulator
FCS500-H6H6	LINE MICROFILTER
B7019-2C	Compact Filter/Regulator Unit
4GB219R-00-A2N-3	Pilot-Operated 5-Port Solenoid Valve
PV5G-6-FJG-D-1-N-A03	ISO1 SOLENOID VALVE
PV5G-6-FG-D-1-N-A03	VALVE
NP13-15A-2HS-1	VALVE
PV5G-6-FG-S-1-N-A03	VALVE
SCA2-B-00-63-B100-T2H3-D	OPPOSING CYLINDER
SSD2-L-100-80-T2H3-D-NS-FA	SHORT STROKE MAGNETIC CYLINDER
SCA2-CB-80B-150-T2H5-D	SCA2 SERIES CYLINDER WITH REAR HINGE
SCG-FA-63B-300-T2H3-D	TIE ROD CYLINDER WITH 2 SENSORS
SCG-CB-50B-20-T2H3-D-YB3	TIE ROD CYLINDER,




Product	Description
SCG-FB-80B-400-T2H3-D-Y	TIE ROD CYLINDER WITH SIDE FLANGE
SCA2-FA-100B-250-T2H3-D	SCA2 SERIES CYLINDER WITH FRONT FLANGE
SL-32A	pneumatic auxiliary component
3PB219-00-LS-3-ST	Discrete valve
W4GB219	Outdoor Use Compact Filter/Regulator Unit
4KB319-00-LS-DC24V	valve
SSD-63-25-N	Compact Cylinder
3PB219-00-L-3-ST	Discrete valve
SLW-8A	SILENCER
4F510-15-DC24V	ELECTRO VALVE
AP11-20A-02H-AC100V	Electrovalve
4F510-10-DC24V	solenoid valve
4F330-08-DC24V	solenoid valve
RV3S300-180-45	Rotary Vacuum Pump
USB3-6-2-B-DC24V	SOLENOID VALVE
STG-B-16-50	PNEUMATIC CYLINDER
R2000-8-W	regulator
4GA120R-M5-E03-3	E.VALVE
L3000-10G-W-LL	lubricator
FFB-4108A7A3C1	SOLENOID VALVE
ADK11-20G-B2GS-DC24V	SOLENOID VALVE
SSD-K-100-30-FL237305 OEM	Cylinder
SSD2-12D-15-N	NON-MAGNETIC SHORT STROKE CYLINDER
R1000-8-W-B3W	Modular Regulator Standard White Series
C4020-15-W-FM	Filter Regulator
W4000-15-W-FM	Filter Regulator
SCG-CA-100B-950-T3PH3-D-B2	Cylinder
SCWP2-80K	ISO15552 Standard Cylinder
W300-10-W-FT8x1	Modular Filter Regulator
RPE1000-8-07-G10	PRECISION REGULATOR
R1000-8G-W-LNT	regulator
W3000-10-W-FT8X1-G45P	REGULATOR FILTER + PRESSURE GAUGE
4KB119-00-M1B-DC24V-ST	Pilot-Operated 5-Port Solenoid Valve
CVSE3-25A-70-B2HS-Y-3	SOLENOID VALVE
M3000-10G-W-F1	3/8" - AUTOMATIC DRAIN FILTER N.C.
4GE219R-00-A2N-3	E.VALVE
4KB310-10-BS-AC220V	E.VALVE



Product	Description
FCD-K-50-45-N -PST-ROD-AS	
SW-T2YDU	MAGNETIC SENSOR
FCD-K-50K	Repair kit
W3000-10-W-T6X1	REGULATOR FILTER
M3000-10-W-SQ2X1	MICROFILTER
repair kit 2304	2304 REGULATOR SPARE PARTS KIT
F4000-15G-W-F1	Filter
M4000-15G-W-F1	Air Filter
R1000-8-W-T8-G40P	PRESSURE REGULATOR
W3000-10-W-fy	AUTOMATIC DRAIN REGULATOR FILTER
4GB219R-00-E3H-3	electric valve
4GB219R-00-E2H-3	E.VALVE
M3000-MANTLE-ASSY-S	FILTER ELEMENT
PPX-R10N-6M-KA	NPN DIGITAL PRESSURE SWITCH
4GA210R-C6-B-3	E.VALVE
EVD-1900-208AN-C3L1-3	
PNA-10A-N-FP2	OXYGEN MONITOR
2304-16C-R	PRESSURE REGULATOR 2" S.PILOTED
CMK2-CC-20-215-B2	
SW-T0VF	SENSOR PISTON
4GB229R-00-E20-3	E.VALVE
4KB119-00-L-DC24V-ST	
SW-TOVF	
AB41-03-5-B-AC220V	SOLENOID VALVE
VNA-25-L-DC24V	NC SOLENOID VALVE
4GB219R-00-A2NH-3-ST	
7643812001	
SSD-50-15-N	Air Cylinder
V1000-8-W-X1	-DISCONNECTING AND EXHAUST VALVE
A3019-2C	1/4" LUBRICATOR
W4000-15-W-FYT	ADJUSTED FILTER. WITHOUT PRESSURE GAUGE
SCPD3-L-00-16-100	cylinders
4KA220-06G-L-DC24V-ST	valve
SCPD3-L-00-16-150-P40	cylinder
CMK2-C-00-25GN-50	cylinders
CMK2-C-00-25GN-25	cylinders
SCPD3-L-CB-16-25	cylinders
4GB259R-00-B-3-ST	E.VALVE
SSD-L-63GN-25	piston




Product	Description
AB31-02-5-AC220V	
4GA239R-06BN-3	SOLENOID VALVES
filter element F3000	FILTER ELEMENT 5 M FOR 3000 SERIES
CVSE2-15A-70-02HS-3-ST	SOLENOID VALVE
W3000 10N W MY	generator filter
4F620-20 DC24V	SOLENOID VALVE
SSD-T-40-20-CB2	
4F620-20G-DC24V	Valve
FCS-T	
4F110-NM-M3L-DC24V	valve
ADK11-20A-02G-AC220V	SOLENOID VALVE 2
4GA219R-C6-BH-1-ST	Discrete valve
AX-CBLR6-DM20	ENCODER CABLE
GRC-30180-A1P40	GRC ROTARY UNIT
MS-40-SE2	VALVE WITH SELECTOR
CM2-00	
FSM3-L101U4BA1G1N-BJ	
SAB-25AX016-FL-361653	
3QV-08S-08S-BU-F	Valve, Control, 3-PORT
W4100-15-W-T6P4	- UNIDIRECTIONAL FILTER REGULATOR
M4000-15-W-P4	DISOLIATOR MICROFILTER
4GB130R-06-E21JME-3	e. valve
HSVA-04-32-P4-FL661664	Valve
MDC2L-10-4	ULTRA-COMPACT MAGNETIC MICROCYLINDER
3QV-08S-08S	LINE VALVE
W3100-10-W-T6P4	Regulator, Air,
M3000-10-W-P4	Strainer, Filter, OIL MIST
R4100-15-W-T6P4-B3W	UNIDIRECTIONAL REGULATOR
G40D-6-P10-P4	Gauge, Pressure
SC3W-8-8-I	FLOW REGULATOR
SC3W-10-8-I	FLOW REGULATOR WITH INVERSE REG.ANR
SC3W-10-10-I	FLOW REGULATOR WITH INVERSE REG.ANR
STG-M-63-25-T2YDU-D	GUIDED CYLINDER (BUSHINGS)
GWL6-M5	joint
STG-M-50-100-T2YDU-D	GUIDED CYLINDER (BUSHINGS)
SC3W-6-8-I	
GWT10-0	T-PIPE CONNECTION 10




Product	Description
GWS10-10	
GWL4-6	ELBOW CONNECTOR
GWY 88-0	ONE TOUCH JOINT (Y 08 Connector)
GWS10-8	STRAIGHT CONNECTION
GWY1010-0	Y PIPE CONNECTION 10
GWS8-8	joint
XCAS-MHC2-50-FL605410	BALANCING CYLINDER
SC3W-8-10-I	FLOW REGULATOR
CAC4-A-63B-100-Y1	Actuator, diameter 63, stroke 100, with position sensor
GWS8-6	ONE TOUCH JOINT (Straight threaded Port 1/8"x08)
SSD2-L-32D-20-T2YDU-D-N-Y	SHORT STROKE MAGNETIC CYLINDER
HBL-3CS-T2H-D	PNEUMATIC GRIPPER FULCRATED WITH.
STG-M-25-50	Actuator, diameter 25, stroke 50, with position sensor
4GB140R-06-E2MHAE-3	Valve, Ball, SINGLE, 4GB140R-06-E2MHAE-3
SW-T2YLV	SENSOR
J925-757 CONT	
SSD-T-32-20-N	CYLINDER
SRL3-00-25B-450-L2	RODLESS CYLINDER
SRL3-25-L	INTERMEDIATE FIXING FOR SRL3
SCM-Q-00-32B 250-R	Pneumatic Cylinder
EVD-1900-008GSP-3	ELECTRONIC PRESSURE REGULATOR
11388CMG	FILTER
R8000 25G-W	INTEGRATED REGULATOR + PRESSURE GAUGE
4KB119-00-BRI-FL548504-D	E.VALVE
APK1120A-C3M-AC220V	SOLENOID VALVE
CVSE2-20A-0502HS-3	SOLENOID VALVE
ADK 11-15A-02G-DC24V	SOLENOID VALVE
SLW-8G	1/4" SILENCER
FCK-M-40	DECELERATOR
SD401D-05-W-X1	
M4000-10-W-XX1	
MM8000-20-W-F1S	
MM8000-20-w-F1	
4GA110R-C4-E2-3	valve
STS-MG2-40K	REPLACEMENT KIT
PPX-R01N-6M-KA	
FCK-M-3-C	DECELERATOR
RP2000-8-08	
RP2000-10G-08	




Product	Description
CACF-QB-FC-50-75-FL63194	LOCKING CYLINDER
R4000-15G-W-L	
4KA319-08G-B-FL173162-DC24V	
4KB310-08G-BK-FL301274-DC24V	VALVE
SCA2-TC-40B-250JY	CYLINDER
4GB130R-06-E21JM-3-UL	Valve, Safety,
SSD2-L-50-45	CYLINDER
FCD-D-32-5	NON-MAGNETIC OVAL CYLINDER WITH THROUGH ROD
4GB219R-00-A2NH-3	VALVE
4GB119R-00-A2NH-3	VALVE
4GB219R-00-E21H-3	VALVE
4GB119R-00-E22H-3	VALVE
FX1037-25G-W-F1	CONDENSATE SEPARATOR 1
3GA2669R- C6-B-3-ST	E.VALVE
MDC2-10-6	MICROCYLINDER
4KB119-00-C2-DC24V	E.VALVE
4F310-08-N-B-DC24V	solenoid valve
SCG-00-32B-80-T2H3-D-N13WF75	
SSD-K0L-80-40	Cylinder
W3100-10-W-F	adjuster
AB41-03-7-02E-AC100V	SOLENOID VALVE
EVL-1050-208	regulator
4GD320R-08-C-3-ST	valve
FSM3-L101U2BA1H1N-BS	RAPIFLOW - ELECTRONIC FLOW METER
4GD219R-06-E2C-3	E.VALVE
SW-T2YLH	MAGNETIC SENSOR
3PB210-06-B-DC24V	SOLENOID VALVE
ADK11-20A-O2GB-AC220V	SOLENOID VALVE
CVSE2-15A-05-02HB-1	
IX-K90023-85004236880	NEEDLE BEARING FOR INDEX PRESS SUNWAY Obs:
4GB319R-00-B-3	E.VALVE
4GB349R-00-BH-3	E.VALVE
SCK-00-2.6	
SSD-25-30	SHORT STROKE CYLINDER
FA731-40G	
DT4000-15-W-BW	
4KA210-06-L-A-DC24V	PNEUMATIC VALVE



Product	Description
PFD-802-40 P1	FLOW METER
N4G1R-Q-8	SUPPLY/DRAIN BLOCK
N4G1R-ER	RIGHT TERMINAL LOCK
N4G1R-EL	LEFT TERMINAL LOCK
HCM-LB-40B-720	
MRL2-25-840S	magnetic cylinder
F3-550570	FILTER ELEMENT
AB13045401	
AD18212300	
2216-16G-H	PRESSURE REGULATOR
2216-16C-H	PRESSURE REGULATOR
4GB330R-10-B-3	solenoid valve
3GB2669R-00-E20-3	SOLENOID VALVE
2304-16C	PRESSURE REGULATOR
M8000-25G-W-S	MICROFILTER 0.3 MICRON
F3000-8G-W-F1	-AUTOMATIC DRAIN FILTER N.C.
F3000-10G-W-F1	- AUTOMATIC DRAIN FILTER N. C.
3QRB119-00-D3H-3-ST	E.VALVE
R1000-8G-LT8	
F1000-W-BOWL	
4KB149-00-C2-DC24V	Electro valve
HCM-40K (Repair kit)	Repair Kit
SLW-8L	SILENCER
CXU30-VE-00-BS-3	E.VALVE MODULE
SSD2-X-16-10	cylinder
EVD-3900-010AP-C3L3-3	ELECTRONIC PRESSURE REGULATOR
SCA2-LB-40B-440	CYLINDER WITH FEET
F3000-10-W-FY	- AUTOMATIC DRAIN FILTER
SD301D-05-W	SUPER DRY DRYER
EVD-3900-P10SP-3	ELECTRONIC PRESSURE CONTROL
SVB1A-20A-02HS-DC24V	VALVE
SRL3-00-40N-300-AR	CYLINDER
SCA2-CA-63B-50	Cylinder
SW-T3Y LH3	3M MAGNETIC SENSOR
SSD-20-30-N	Cylinder
SSD-L-40-D40-T3H3D-N-CB	Cylinder
SSD-L-40-10-T3V3-D	Cylinder
FCD-K-63-45-N	Cylinder
SSD-K-63-45-N	Cylinder
CMK2-Q-CC-40-25-R-MO	Cylinder
SSD-63-20-N-CB	SHORT STROKE CYLINDER



Product	Description
CMK2-CC-40-10	Cylinder
SCM-CB-80D-60	Cylinder
SSD-L-25-30-N-CB	SHORT STROKE MAGNETIC CYLINDER
SSD-L-25-30-T3H3-D-N-CB	SHORT STROKE MAGNETIC CYLINDER
SSD-G2-25-10-N	Cylinder
EXA-C8-12HSB-3	SOLENOID VALVE
CHB-20-E	BALL VALVE
SAB1A-15A-0B	VALVE
R1000-8-W-N	REGULATOR
SAB-32A-O-B-P-KIT	PACKING KIT SAB1A-32
SAB-15A-0-B-P-KIT	PACKING KIT SAB1A-15
repair kit R1000-8-W-N	KIT
W3000-KIT	KIT
MS-00-PP	MECHANICAL VALVE
M1000-MANTLE-Assy	STANDARD FILTER ELEMENT
M1000-MANTLE-Assy-F1	STANDARD FILTER ELEMENT
W1000-ELEMENT-ASSY	FILTER ELEMENT
F2000-ELEMENT	FILTER ELEMENT
RJB500-LLC6	MICROREGULATED. PRECISION PRESSURE
AB42-02-1-02H-AC200V	
NAP11-15A-1	PNEUMATIC VALVE
AD11-15A-02E-DC24V	SOLENOID VALVE
AD11-15A-02E-AC100V	SOLENOID VALVE
SCS2-NG-180K	
SCS2-LNG-FA-180B130T2H5DN13A90	
APK11-25A-F3A-DC24V	SOLENOID VALVE
4Sb010-M5-C2-3	Electro valve
W4000-15G-W	FILTER REGULATOR
NCK-00-7	DECELERATOR
GPS2-05-15-PGF-L	DIFFERENTIAL PRESSURE SWITCH
SSD-K-80-80-N	
SSD-K-80-60-N	
SCG-00-100B-250-M	
ADK11-25G-D2E-AC220V	
W4000-15-W-FT8	- EXTERNAL FILTER
AB31-02-2-C3A-DC24V	SOLENOID VALVE
V3010-15G-W	SHUT-OFF VALVE
V3301-15G-W-B-3	valve



Product	Description
M3000-10G-W	DISSOLIATOR MICROFILTER,
CK-2CS	3-JAW SELF-CENTERING CHUCK
GPS2-07-15-NYF	DIFFERENTIAL PRESSURE SWITCH
SCPD3-L-00-16-60-P40	
SW-F2H	SENSOR
SW-F2V	
SW-F2H-P4	
GPS2-07-15-PYF-GW2	
GPS2-07-15-PYF-G2	
4KA310-08G-B-AC110V	
C4000-15-W-FZ	
SSG-L-50-50-T3PH3-D	SHORT STROKE GUIDED MAGNETIC CYLINDER
PPX-R01PH-6G-KA	
PPE-P01-H6-B	
PPE-P01-H6	
PPG-C-PN-6B	DIGITAL PRESSURE SWITCH
SSD-L-25-15	SHORT STROKE MAGNETIC CYLINDER
M3000-KIT-X	FILTER ELEMENT KIT
M3000-KIT	SPARE PARTS KIT
4GB139R-00-E2N-3	solenoid valve
SW-M0V	CABLE REED SENSOR
W1000-8G-W-F1	- REGULATING FILTER
SSD T2L 63 50	SHORT STROKE CYLINDER
A97L-0203-0594#B	VALVE BLOCK
SW-TOH5	MAGNETIC SENSOR
L3000-8-W-LL-BW	
L3000-8-W-LL-B3W	1/4" - GREASE NIPPLE
L3000-10-W-LL	LUBRICATOR
SVB1A-15A-02GSB-DC24V	
NVP11-25A-12C-3	Valve
CHBF-X1-15-E-DC24V	BALL VALVE
CHBF-R1-20-E	BALL VALVE
FCS500-H8-H8	LINE MICROFILTER WITH CAPILLARY MICROFIBER